



БЪЛГАРСКА ТЪРГОВСКО-ПРОМИШЛЕНА ПАЛАТА  
BULGARIAN CHAMBER OF COMMERCE AND INDUSTRY

# TOP 100

*Bulgarian companies  
leading in the economy  
in 2015*

# 2016

## THE CLASSIFICATION OF THE BULGARIAN CHAMBER OF COMMERCE AND INDUSTRY “TOP 100 BULGARIAN COMPANIES LEADING IN THE ECONOMY IN 2015”



The building of Sofia  
Commercial and Industrial Chamber  
2 Slavianska Str., Sofia  
built in 1914

The building of the BCCI  
42 Parchevich Str., Sofia  
Opened 1995

New building of the BCCI  
9 Iskar Str., Sofia

DEAR PARTNERS,

We have the pleasure to present you, for the 18th consecutive year, the Bulgarian Chamber of Commerce and Industry's Classification of the TOP 100 Bulgarian companies leading in the economy. We are glad that we can take into consideration another year even more successful for the companies than the previous one, and through that edition we can promote their realized achievements not only at their home countries but also abroad.

The classification is based on financial accounts' data gathered from more than 6000 companies producing a total of 84,73% of the country's GDP in 2015. As always, whether a Chamber's member or not, the classification is open to all the companies willing to participate and is based on objective indicators.

The first companies with the best performing indicators are published in the edition complying with the following criteria:

- Alteration of sales' net revenue for 2015/2014
- Maximum value of the profit based on 100 BGN equity in 2015
- Maximum value of the profit based on 100 BGN sales' revenue in 2015
- Alteration of the profit for 2015/2014
- Maximum value of sales' revenue and profit for 2015 in the planning regions

Along with this, we have elaborated also and the electronic classification “TOP 1500+” at the following address: [http://www.bcci.bg/top1500/index\\_2015.html](http://www.bcci.bg/top1500/index_2015.html). Through it we provide an opportunity for the non-participating up to now companies to enter information from their accounts and check their positions in the Bulgarian economy.

BCCI continues with the practice to issue a document (certificate) of the ranked companies, which is an objective evaluation of their activity being part of the leading 1,500 companies in Bulgaria.

We want to express our gratitude and recognition to all who have found a place in the rankings – for their motivating example and their contribution to the development of the Bulgarian economy and also to the students from the National Trade and Banking High-School and the National High-School in Finance and Business and their involvement in the preparation of the data.

Yours sincerely,  
Tsvetan Simeonov  
President of BCCI



# PENKOV • MARKOV & PARTNERS

INTERNATIONAL LAW FIRM

SINCE 1990

WITH ACCESS TO

100 COUNTRIES

21 000 LAWYERS

160 LAW FIRMS

## AT HOME WORLDWIDE

Member

**LexMundi**  
World Ready

COMMERCIAL & COMPANY LAW

MERGERS & ACQUISITIONS

ADMINISTRATIVE LAW  
& PUBLIC PROCUREMENT

TAXATION & LABOR

IT, MEDIA & TELECOMMUNICATIONS

COMPETITION & ANTI-TRUST

ENERGY & RENEWABLES

LITIGATION & ARBITRATION

BANKING & FINANCING LAW

TRADEMARKS, PATENTS  
& LICENSING



**Legal: 500:**

"Excellent, comprehensive  
and responsive services"

**Chambers Europe:**

"More western than others"  
"One of the best in Bulgaria"  
"Excellent – prompt,  
efficient and extremely  
knowledgeable of the local  
environment"

**Chambers Global:**

"Innovative and practical,  
entirely client & business  
oriented"

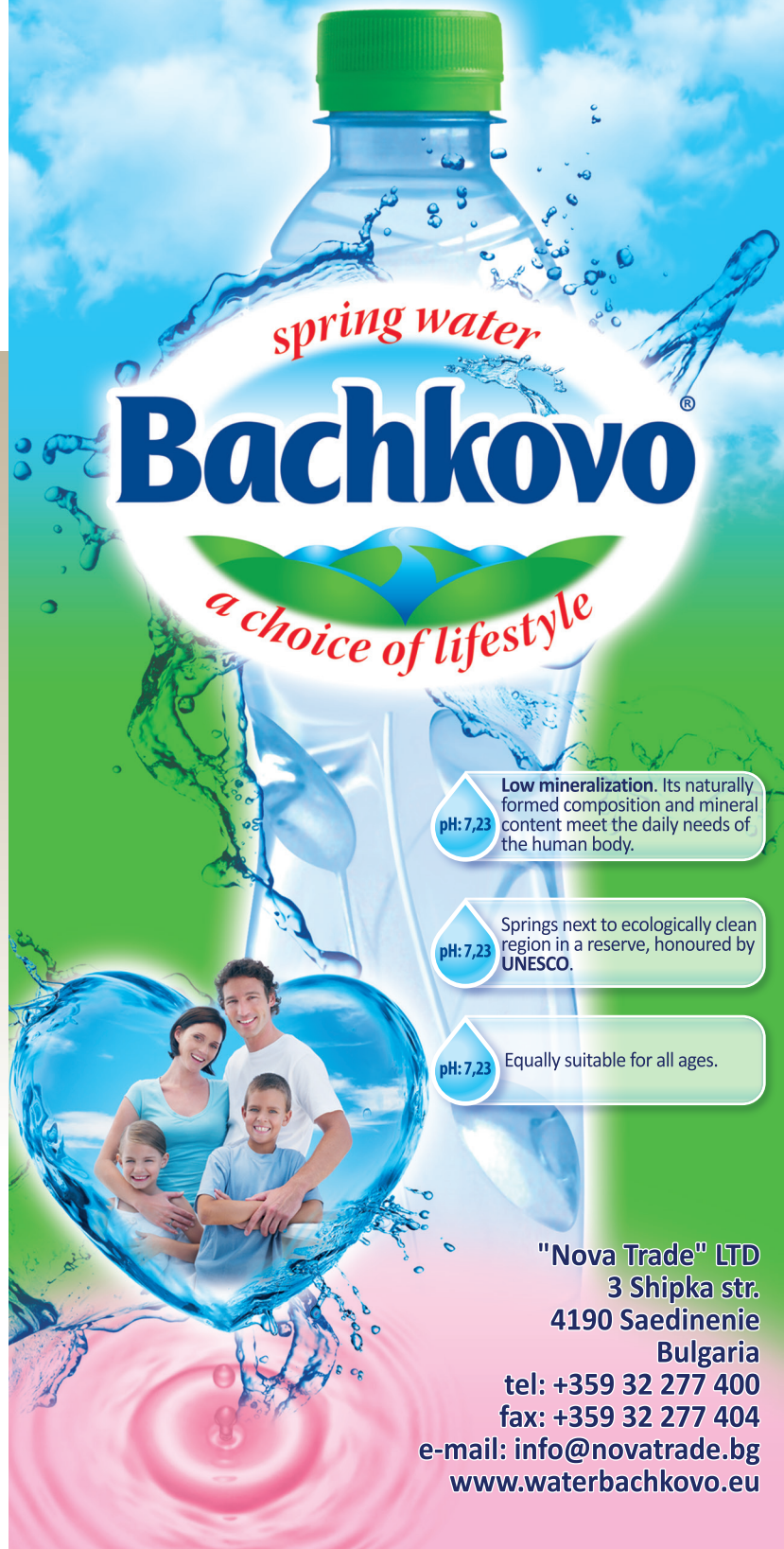
**IFLR 1000:**

"They are the best  
when it comes to advising investors,  
they know how the law works..."

Certified with ISO 9001:2008  
by Bureau Veritas Certification



e-mail: lawyers@penkov-markov.eu · www.penkov-markov.eu · telephone: (+359 2) 971 3935



spring water

# Bachkovo

*a choice of lifestyle*

pH: 7,23

**Low mineralization.** Its naturally  
formed composition and mineral  
content meet the daily needs of  
the human body.

pH: 7,23

Springs next to ecologically clean  
region in a reserve, honoured by  
UNESCO.

pH: 7,23

Equally suitable for all ages.

**"Nova Trade" LTD**  
3 Shipka str.  
4190 Saedinenie  
Bulgaria

tel: +359 32 277 400

fax: +359 32 277 404

e-mail: info@novatrade.bg

www.waterbachkovo.eu

## 100 COMPANIES CLASSIFIED ON THE ALTERATION OF SALES REVENUE 2015/2014

Place	Name of company	City	Alteration of sales revenue (%) 2015/2014	Sales revenue (Th. BGN) 2015	Sales revenue (Th. BGN) 2014	Profit (Th. BGN) 2015	Branch
1	RODOPI LAND EOOD	KARDZHALI	748%	2 806	331	291	SECVICES
2	BIOSISTEM-23 OOD	ELIN PELIN	555%	1 487	227	220	CONSTRUCTION
3	KRIT EOOD	SOFIA	471%	5 136	899	9	CONSTRUCTION
4	NIKSTAR GRUP EOOD	KIUSTENDIL	463%	4 293	762	105	TRADE
5	PAUTALIYA STIL EOOD	KIUSTENDIL	373%	615	130	14	CONSTRUCTION
6	ONE NETWORK SERVICES EOOD	SOFIA	353%	5 932	1 309	462	TRANSPORT
7	INOVEX MACHINERY EOOD	SOFIA	337%	12 587	2 881	787	TRADE
8	EUROPETROL 1 OOD	RUSE	333%	9 057	2 094	16	ENERGY AND OIL
9	DAMASCENA EOOD	SKOBELEVO	276%	18 764	4 992	12 865	CHEMICAL PRODUCTS
10	HIDROREMONT IG OOD	VARNA	267%	5 144	1 403	1 832	CONSTRUCTION
11	VODNO STROITELSTVO - BLAGOEVGRAD AD	BLAGOEVGRAD	251%	11 295	3 222	367	CONSTRUCTION
12	NB PHARMA OOD	SOFIA	247%	1 150	331	17	CHEMICAL PRODUCTS
13	ELTECH EOOD	TETEVEN	238%	3 969	1 173	55	MACHINERY AND EQUIPMENT
14	DUNAV-57 AD	SILISTRA	234%	85 903	25 685	140	TRADE
15	JUPITER 05 OOD	PLOVDIV	211%	63 112	20 292	9 242	METALLURGY
16	KONTRAGENT 35 EOOD	STARAZAGORA	209%	17 769	5 745	4 558	TRADE
17	TRANSCONFECTION OOD	KAZANLAK	203%	9 435	3 115	1 121	TEXTILE
18	MS UNITED EOOD	RUSE	201%	4 375	1 452	708	TRADE
19	COMMISSION SHARE OOD	SOFIA	197%	4 408	1 483	532	IT
20	ELTE ENGINEERING EOOD	STARAZAGORA	195%	975	331	93	CONSTRUCTION
21	ROAN-90 OOD	RUSE	193%	9 579	3 265	1 680	CONSTRUCTION
22	LIVTAS EOOD	SOFIA	186%	5 479	1 917	137	CONSTRUCTION
23	KRISTINA 92 EOOD	VARNA	183%	3 543	1 254	1 040	SECVICES
24	NEW STROI COMPANY EOOD	SOFIA	178%	2 948	1 062	2	TRADE
25	PLAST KOLEKT OOD	HADZHIDIMOVO	177%	566	204	14	TRADE
26	BULTRAVEL LIZING KO OOD	SOFIA	175%	4 023	1 462	558	SECVICES
27	BARS AD	SHUMEN	169%	12 757	4 742	1 373	CONSTRUCTION
28	ANTIBIOTIK- RAZGRAD AD	RAZGRAD	167%	6 830	2 560	1 667	CHEMICAL PRODUCTS
29	MEDBUL EOOD	BOTEVGRAD	167%	28 612	10 732	288	TRADE
30	KOTLOSTROENE-EKOTERM EOOD	SOFIA	166%	735	276	169	CONSTRUCTION
31	NORDIX OOD	TRUD	163%	3 683	1 398	150	FOOD PRODUCTS, BEVERAGES AND TOBACCO
32	AVTOMAGISTRALI - CHERNO MORE AD	SHUMEN	162%	80 357	30 718	2 913	CONSTRUCTION
33	VERA STROI EOOD	SOFIA	161%	10 759	4 120	3 598	TRADE
34	WATERBILD EOOD	KIUSTENDIL	161%	1 155	443	544	CONSTRUCTION
35	SIRIUS 9 EOOD	STARAZAGORA	158%	770	298	4	CONSTRUCTION
36	RESIDENTIAL PARK SOFIA EOOD	SOFIA	155%	14 116	5 531	942	TRADE
37	MAPEKS AD	SOFIA	152%	4 713	1 873	629	SECVICES
38	EL EOOD	RUSE	152%	4 085	1 624	710	TRADE
39	PARVI MAI AD	SILISTRA	148%	112 458	45 297	271	AGRICULTURE
40	MONOLIT-21 - ANDONOV I ZAHOV OOD	SANDANSKI	145%	9 382	3 835	497	CONSTRUCTION
41	TRANSSTROI-BURGAS AD	BURGAS	145%	1 071	438	34	CONSTRUCTION
42	BELAZ SOFIA EOOD	SOFIA	141%	39 285	16 283	12 070	TRANSPORT
43	EKOSTROI AD	DOBRICH	137%	16 800	7 084	166	CONSTRUCTION
44	KONTROL - GUNEV I YANEV OOD	SOFIA	137%	505	213	139	CONSTRUCTION
45	BIOINDUSTRY OOD	DOBROSLAVTSI	133%	653	280	123	MACHINERY AND EQUIPMENT
46	VAYTA PRO INTERNATIONAL OOD	SOFIA	132%	2 743	1 182	80	TRADE
47	ARKUS AD	LYASKOVETS	132%	98 889	42 699	902	MACHINERY AND EQUIPMENT
48	MIKS-PS OOD	SOFIA	128%	3 704	1 625	473	CONSTRUCTION
49	INTERNATIONAL POWER SUPPLY EOOD	SOFIA	125%	4 255	1 893	73	TRADE
50	PROIZVODSTVENO POTREBITELNA KOOPERACIA BAZOVETS	BAZOVETS	124%	1 137	507	144	SECVICES

## 100 COMPANIES CLASSIFIED ON THE ALTERATION OF SALES REVENUE 2015/2014

Place	Name of company	City	Alteration of sales revenue (%) 2015/2014	Sales revenue (Th. BGN) 2015	Sales revenue (Th. BGN) 2014	Profit (Th. BGN) 2015	Branch
51	ALFA COTTON OOD	MARIKOSTINOVO	123%	21 285	9 557	860	TRADE
52	PENTA GLASS OOD	SVILENGRAD	121%	734	332	78	TRADE
53	GJUCHMEN TIDZHARET EOOD	KARDZHALI	120%	286	130	79	SECVICES
54	EXPOCENTER OOD	SOFIA	119%	276	126	26	SECVICES
55	KLINIMAG OOD	STARA ZAGORA	119%	590	270	81	TRADE
56	RUTON ENGINEERING OOD	VARNA	119%	850	389	96	CONSTRUCTION
57	STROIEKSPERT - ENGINEERING - EL OOD	SOFIA	118%	920	422	19	ENERGY AND OIL
58	ASK-BUL EOOD	VRATSA	117%	1 305	602	135	TRANSPORT
59	KOMAN BALGARIYA OOD	SOFIA	115%	413	192	215	CONSTRUCTION
60	JAPAN TOBACCO INTERNATIONAL BULGARIA EOOD	SOFIA	111%	28 986	13 757	5 057	TRADE
61	GOLDEN CARROLL AD	SOFIA	109%	20 098	9 614	82	TRADE
62	ZMM POBEDA AD	SLIVEN	108%	9 156	4 410	909	MACHINERY AND EQUIPMENT
63	FLEXPRINT EOOD	TSALAPITSA	107%	24 440	11 805	1 942	CHEMICAL PRODUCTS
64	RUVEX AD	SOFIA	107%	16 015	7 737	3 865	TRADE
65	INTER CARS BULGARIA EOOD	SOFIA	107%	56 134	27 179	730	TRADE
66	BULGARIA-TEX AD	KAZANLAK	105%	13 087	6 375	1 323	TEXTILE
67	VILIEH-11 EOOD	PLETENA	105%	402	196	50	TRADE
68	PRO SOLUTIONS EOOD	SOFIA	105%	756	369	7	IT
69	TVM OOD	SHUMEN	104%	15 362	7 516	964	TRADE
70	MAKRAFT EOOD	SOFIA	103%	16 734	8 225	2 464	SECVICES
71	SELTIS OOD	VELIKO TARNOVO	101%	674	335	225	IT
72	RUA BULGARIA EOOD	SOFIA	101%	31 576	15 715	327	METALLURGY
73	TRANSTECH OOD	SAMOKOV	100%	1 021	510	93	PRODUCTS OF WOOD AND FURNITURE
74	PPK MIHALKOVO	MIHALKOVO	99%	4 233	2 122	159	FOOD PRODUCTS, BEVERAGES AND TOBACCO
75	LABTECH EOOD	PLOVDIV	97%	2 178	1 103	324	TRADE
76	INOVATIONTECH EOOD	HASKOVO	97%	293	149	11	SECVICES
77	TEHNOEXPORTSTROI EAD	SOFIA	92%	14 297	7 433	5 626	CONSTRUCTION
78	ZLATEX OOD	STARA ZAGORA	92%	77 741	40 481	8 341	TRADE
79	OMEGA GRUP INTERNATIONAL 7 OOD	RUSE	91%	2 262	1 182	99	TRADE
80	ZMM ZLATOGRAD AD	ZLATOGRAD	91%	673	352	24	MACHINERY AND EQUIPMENT
81	RM - TRANSPORTER OOD	PETRICH	90%	2 353	1 237	35	TRADE
82	AYVAZ - N OOD	RAZGRAD	88%	7 221	3 834	992	MACHINERY AND EQUIPMENT
83	STROIKOLUX DZHABAROV EOOD	SHUMEN	86%	1 541	827	67	TRADE
84	PROMISHLENI METALNI KONSTRUTSII EOOD	GOCE DELCHEV	86%	2 454	1 320	80	TRADE
85	BULGARIA ENGINEERING EAD	SOFIA	86%	1 372	738	378	SECVICES
86	STIMA OOD	VELIKO TARNOVO	86%	7 446	4 011	320	CONSTRUCTION
87	ENGSTROI EOOD	PLEVEN	85%	9 698	5 253	835	CONSTRUCTION
88	ITA ENGINEERING OOD	SOFIA	82%	13 116	7 194	601	SECVICES
89	RUBELLA BEAUTY AD	RUDOZEM	82%	51 650	28 334	2 495	TRADE
90	BILDNIKS EOOD	BURGAS	82%	3 634	1 994	373	TRADE
91	IT INDUSTRIALNI TEHNOLOGII OOD	GERMAN	82%	6 435	3 532	1 869	IT
92	CLIMATE OOD	KRUSHUNA	82%	730	401	97	TRADE
93	TERASIST OOD	KARLOVO	81%	3 184	1 760	520	IT
94	HIDROSTROY AD	SOFIA	81%	211 177	116 736	18 157	CONSTRUCTION
95	HYUNDAI HEAVY INDUSTRIES CO. BULGARIA AD	SOFIA	81%	78 658	43 505	6 881	MACHINERY AND EQUIPMENT
96	TRANS IN 2011 OOD	LOVECH	80%	670	372	15	TRANSPORT
97	VESIYANA KONSULT GRUP EOOD	SOFIA	79%	226	126	3	TRADE
98	VIERTEL INTERNATIONAL OOD	PLOVDIV	79%	986	551	26	SECVICES
99	CENTRALNA REMONTNA BAZA 2001 OOD	PERNIK	78%	11 489	6 459	421	CONSTRUCTION
100	MAT OOD	RAZGRAD	77%	5 374	3 039	758	METALLURGY

**NEOCHIM PLC**  
phone: +359 391 65 205  
fax: +359 391 60 555  
e-mail: [neochim@neochim.bg](mailto:neochim@neochim.bg)  
<http://www.neochim.bg>

**AMMONIA**


**AMMONIUM NITRATE  
NEOFERT® EC FERTILIZER**

**NPK BLEND**



 **NEOCHIM PLC**  
FERTILIZERS, INORGANIC AND ORGANIC CHEMICALS

PERFORMANCE



*Lovely knitting experience!*




*Comfort, Style and Elegance*



**Bulgaria-Text JSC**

*The High Quality Choice!*



 **ICA 2000**  
Инженерно Строителство Архитектура



**E U R O P R E F A B R I C A T E**

EUROPREFABRICATE BULGARIA  
2129 Ravno Pole  
Industrial complex Verila

tel.: +359 2 8079 550  
fax: +359 2 9733 178  
e-mail: [europrefab@isa2000.bg](mailto:europrefab@isa2000.bg)

## 100 COMPANIES CLASSIFIED ON MAXIMUM VALUE OF PROFIT IN BGN ON 100 BGN EQUITY IN 2015

Place	Name of company	City	Profit on 100 BGN equity (Return of equity, in BGN) 2015	Profit (Th. BGN) 2015	Equity (Th. BGN) 2015	Sales revenue (Th. BGN) 2015	Branch
1	BULGARIA-TEX AD	KAZANLAK	642,23	1 323	206	13 087	TEXTILE
2	INTER CARS BULGARIA EOOD	SOFIA	480,26	730	152	56 134	TRADE
3	METAL AMBALAZH OOD	RAZGRAD	325,00	13	4	1 107	TRADE
4	SANTINELLI 2007 EOOD	PLOVDIV	234,54	2 397	1 022	9 751	TRADE
5	VELPA EOOD	KASPICHAN	174,20	709	407	5 849	TRADE
6	DAISY TECH AD	SOFIA	148,93	1 178	791	9 053	MACHINERY AND EQUIPMENT
7	FARAM 1986 EOOD	SOFIA	137,18	214	156	2 924	SECVICES
8	MARVIK PASTROGOR EOOD	SOFIA	122,81	420	342	1 729	ENERGY AND OIL
9	BUSINESS IMOT CONSULT EAD	SOFIA	122,00	61	50	162	SECVICES
10	RESIDENTIAL PARK SOFIA EOOD	SOFIA	115,16	942	818	14 116	TRADE
11	TECHNOSERVICE OOD	STARAZAGORA	112,26	119	106	945	MACHINERY AND EQUIPMENT
12	FELDHYUS BG EOOD	MONTANA	105,61	584	553	14 986	TEXTILE
13	AVON COSMETICS BULGARIA EOOD	SOFIA	100,33	3 898	3 885	47 953	TRADE
14	PENTA GLASS OOD	SVILENGRAD	100,00	78	78	734	TRADE
15	VARNA DRINKS NEW EOOD	VARNA	100,00	16	16	788	TRADE
16	NOVADZHEL OOD	PLOVDIV	100,00	254	254	4 752	TRADE
17	SGS BULGARIA EOOD	SOFIA	99,75	7 162	7 180	32 129	SECVICES
18	TM INOX EOOD	PLOVDIV	99,67	1 496	1 501	21 445	TRADE
19	SHISHEDZHAM BULGARIA EOOD	VARNA	99,52	1 046	1 051	64 046	CHEMICAL PRODUCTS
20	INOVEX MACHINERY EOOD	SOFIA	99,37	787	792	12 587	TRADE
21	SOFTGROUP OOD	SOFIA	98,91	452	457	1 750	IT
22	BG AGRO-VARNA EOOD	VARNA	98,71	384	389	21 413	TRADE
23	BOZMOV EOOD	RUSE	98,71	460	466	10 308	TRADE
24	BROD TRIKO EOOD	SOFIA	98,59	628	637	8 214	TEXTILE
25	CHOLAKOVI EOOD	TROYAN	98,53	401	407	3 459	FOOD PRODUCTS, BEVERAGES AND TOBACCO
26	M S C BULGARIA OOD	VARNA	98,28	5 710	5 810	24 054	SECVICES
27	BALKANTEL OOD	SOFIA	98,10	8 661	8 829	29 829	MACHINERY AND EQUIPMENT
28	PILOTSKA STANTSIYA BURGAS OOD	BURGAS	98,05	251	256	5 283	MINNING
29	STATEV-STANIMIR NEDYALKOV ET	DOBRICH	98,01	1 135	1 158	11 130	SECVICES
30	KLINIMAG OOD	STARAZAGORA	97,59	81	83	590	TRADE
31	CALL FACTORY EOOD	SOFIA	97,18	896	922	3 058	SECVICES
32	MIRAL-ALFA EOOD	RAZGRAD	97,01	162	167	748	CHEMICAL PRODUCTS
33	VETROGEN ELEKTROSTROI OOD	SOFIA	96,88	155	160	1 661	TRADE
34	ENGSTROI EOOD	PLEVEN	96,64	835	864	9 698	CONSTRUCTION
35	RUEN MACHINERY EOOD	SOFIA	96,44	3 659	3 794	13 245	TRADE
36	CANOPUS PROCESSING EOOD	VARNA	96,15	125	130	467	TRADE
37	PROXIAD BULGARIA EAD	SOFIA	96,10	1 651	1 718	11 129	IT
38	TSENTAR ZA IZPITVANE I EVROPEYSKA SERTIFIKATSIYA EOOD	STARAZAGORA	95,95	237	247	1 624	TRADE
39	FACILITY OPTIMUM BULGARIA EAD	SOFIA	95,63	1 203	1 258	9 774	SECVICES
40	BALDIM-FEDERN OOD	APRILTSI	95,13	1 407	1 479	4 991	TRADE
41	BG AGRO TARGOVSKA KOMPANIA EOOD	VARNA	94,90	1 711	1 803	96 010	TRADE
42	AVENDI OOD	SOFIA	93,50	7 194	7 694	128 132	TRADE
43	BIOINDUSTRY OOD	DOBROSLAVTSI	93,18	123	132	653	MACHINERY AND EQUIPMENT
44	DEVIN AD	DEVIN	93,16	8 810	9 457	76 879	FOOD PRODUCTS, BEVERAGES AND TOBACCO
45	LUVAL EOOD	SOFIA	92,41	73	79	655	TRADE
46	KUSH MODA OOD	BURGAS	92,39	1 044	1 130	72 044	TEXTILE
47	VELGA EOOD	VIDIN	92,03	254	276	1 769	TEXTILE
48	LEN EOOD	SVOBODA	91,05	295	324	1 169	TRADE
49	BARAZH GRUP EOOD	SOFIA	91,03	944	1 037	24 380	CONSTRUCTION
50	BALKAN GRUP 2010 EOOD	PLOVDIV	90,77	59	65	1 159	TRADE

## 100 COMPANIES CLASSIFIED ON MAXIMUM VALUE OF PROFIT IN BGN ON 100 BGN EQUITY IN 2015

Place	Name of company	City	Profit on 100 BGN equity (Return of equity, in BGN) 2015	Profit (Th. BGN) 2015	Equity (Th. BGN) 2015	Sales revenue (Th. BGN) 2015	Branch
51	KOMAN BULGARIA OOD	SOFIA	90,34	215	238	413	CONSTRUCTION
52	ULA OOD	VARNA	88,28	2 758	3 124	20 547	CONSTRUCTION
53	GYUCHMEN TIDZHARET EOOD	KARDZHALI	87,78	79	90	286	SECVICES
54	AFIN BULGARIA EAD	SOFIA	87,02	2 319	2 665	21 923	TRADE
55	TEKSTAR 2012 OOD	KARDZHALI	86,38	1 306	1 512	10 767	TEXTILE
56	KRISTAL TON-2 EOOD	SOFIA	86,26	521	604	5 799	TRADE
57	INES OOD	GABROVO	85,71	30	35	2 590	TRADE
58	BROD LAKI EOOD	LAKI	85,49	165	193	5 557	TEXTILE
59	ORFEY TEKSTIL EOOD	KARDZHALI	85,37	35	41	332	TRADE
60	KIPS EOOD	KARDZHALI	84,10	386	459	3 644	TRADE
61	RODOPI LAND EOOD	KARDZHALI	81,97	291	355	2 806	SECVICES
62	TET GRUP OOD	DIMITROVGRAD	81,02	111	137	1 396	TRADE
63	L' OREAL BULGARIA EOOD	SOFIA	80,92	6 949	8 587	45 573	CHEMICAL PRODUCTS
64	ZAGORKA AD	STARA ZAGORA	80,08	26 159	32 667	158 735	FOOD PRODUCTS, BEVERAGES AND TOBACCO
65	CHASTEN TRANSPORTEN KOLEZH EOOD	SOFIA	79,69	255	320	670	SECVICES
66	HRONEKS OOD	SOFIA	79,24	416	525	5 909	TRADE
67	COMMISSION SHARE OOD	SOFIA	79,17	532	672	4 408	IT
68	PLEVEN - MES OOD	PLEVEN	78,84	611	775	7 926	TRADE
69	VNP FACILITY EOOD	SOFIA	77,93	1 052	1 350	10 005	SECVICES
70	MONOLIT-21 - ANDONOV I ZAHOV OOD	SANDANSKI	77,66	497	640	9 382	CONSTRUCTION
71	IT INDUSTRIALNI TEHNOLOGII OOD	GERMAN	76,88	1 869	2 431	6 435	IT
72	VAYANT BULGARIA EOOD	SOFIA	76,19	208	273	5 026	IT
73	SELTIS OOD	VELIKO TARNOVO	76,01	225	296	674	IT
74	SHTEKA ELEKTRONIK BULGARIA EOOD	SAEDINENIE	75,68	2 178	2 878	30 358	MACHINERY AND EQUIPMENT
75	POWERMARK OOD	SOFIA	75,62	1 582	2 092	16 366	TRADE
76	PHILIP MORRIS BULGARIA EOOD	SOFIA	74,89	1 804	2 409	75 129	TRADE
77	KAPRIZ-STROITELSTVO I REMONTI EOOD	MOMCHILGRAD	74,81	98	131	374	TRADE
78	MICROSOFT BULGARIA EOOD	SOFIA	74,68	1 121	1 501	12 202	IT
79	M S UNITED EOOD	RUSE	74,29	708	953	4 375	TRADE
80	SANDVIC BULGARIA EOOD	SOFIA	74,18	2 336	3 149	34 763	SECVICES
81	MEGA CHIM O2 EOOD	SOFIA	74,10	123	166	2 363	TRANSPORT
82	STAMA KO OOD	SOFIA	73,82	296	401	5 696	TRADE
83	KRAMAR SPEDITION EOOD	SOFIA	73,81	62	84	399	TRANSPORT
84	MEDIAS KOM OOD	SOFIA	73,24	799	1 091	22 336	TRADE
85	V END G OLI EOOD	ZHITEN	72,85	2 079	2 854	11 405	CONSTRUCTION
86	CENTRAL PARK HOTEL SOFIA EOOD	SOFIA	72,73	656	902	2 940	SECVICES
87	MEMTEKS EOOD	SOFIA	72,50	116	160	373	TRADE
88	ADRIATIKA BLU OOD	STAMBOLYSKI	72,38	498	688	2 513	SECVICES
89	A-DAVIL OOD	SHUMEN	71,51	123	172	1 394	TRADE
90	EUROTRANS-RS EOOD	POLYANETS	70,83	34	48	234	TRANSPORT
91	RIS OOD	VARNA	70,76	288	407	2 401	CONSTRUCTION
92	TELEVIK BULGARIA OOD	TSARATSOVO	70,61	3 020	4 277	8 268	MACHINERY AND EQUIPMENT
93	HIDROSTROI AD	SOFIA	70,42	18 157	25 784	211 177	CONSTRUCTION
94	OMEGA GRUP IINTERNATIONAL 7 OOD	RUSE	70,21	99	141	2 262	TRADE
95	VERA STROI EOOD	SOFIA	69,65	3 598	5 166	10 759	TRADE
96	NIK MASH-97 OOD	VRATSA	69,20	946	1 367	3 971	SECVICES
97	BULDEKOR EOOD	SOFIA	68,59	3 941	5 746	26 452	PRODUCTS OF WOOD AND FURNITURE
98	PRIMAVET - SOFIYA OOD	SOFIA	68,58	740	1 079	2 415	TRADE
99	VILIEH-11 EOOD	PLETENA	68,49	50	73	402	TRADE
100	WATERBILD EOOD	KYUSTENDIL	67,41	544	807	1 155	CONSTRUCTION





**A promise fades away, the result is what stays.  
We never promise software solutions  
which we cannot deliver!**

**[www.david.bg](http://www.david.bg)**



**ARTEKS**

## 100 COMPANIES CLASSIFIED ON MAXIMUM VALUE OF PROFIT IN BGN ON 100 BGN SALES REVENUE IN 2015

Place	Name of company	City	Profit on 100 BGN sales revenue (Return of revenue, in BGN) 2015	Profit (Th. BGN) 2015	Sales revenue (Th. BGN) 2015	Branch
1	DAMASCENA EOOD	SKOBELEVO	68,56	12 865	18 764	CHEMICAL PRODUCTS
2	BUSINESS INOVATION CENTER - IZOT AD	SOFIA	54,84	1 202	2 192	SERVICES
3	BULGARTABAC - HOLDING AD	SOFIA	52,98	32 776	61 861	TRADE
4	TPK OSOGOVO	KIUSTENDIL	52,23	82	157	TEXTILE
5	KOMAN BULGARIA OOD	SOFIA	52,06	215	413	CONSTRUCTION
6	RUNO KAZANLAK AD	KAZANLAK	49,01	1 601	3 267	TRADE
7	DZHAIMEKS OOD	BURGAS	47,23	273	578	TRANSPORT
8	WATERBILD EOOD	KIUSTENDIL	47,10	544	1 155	CONSTRUCTION
9	BULTEM OOD	HASKOVO	46,21	2 405	5 205	TRADE
10	INVESTSTROI BILD AD	SOFIA	45,33	102	225	CONSTRUCTION
11	SENTILION OOD	SOFIA	44,74	7 173	16 033	MACHINERY AND EQUIPMENT
12	AKEL EOOD	SMOLIAN	44,59	437	980	CONSTRUCTION
13	TOP MEN EOOD	RUSE	43,42	700	1 612	SERVICES
14	BULGARIA - 29 AD	SOFIA	43,17	180	417	TEXTILE
15	ODIN GARANT EOOD	VARNA	42,21	130	308	SERVICES
16	STRATEGY ASSET MANAGEMENT AD	SOFIA	42,20	230	545	TRADE
17	BUSINESS PARK SOFIA EOOD	SOFIA	42,00	4 398	10 472	SERVICES
18	SOLVAY SODI AD	DEVNIA	40,90	175 833	429 900	CHEMICAL PRODUCTS
19	TRAKIYSKA IZBA EOOD	SOFIA	40,44	55	136	AGRICULTURE
20	ET D M - DICHO DICHEV	RUSE	40,19	1 732	4 310	AGRICULTURE
21	METAL KOMPLEKT 97 OOD	SOFIA	39,96	201	503	AGRICULTURE
22	MIRA-MILK OOD	RAZGRAD	39,72	85	214	TRADE
23	NOVA MEDICAL OOD	SOFIA	39,70	584	1 471	TRADE
24	TECHOEXPORTSTROI EAD	SOFIA	39,35	5 626	14 297	CONSTRUCTION
25	PROGRAMNI PRODUKTI I SISTEMI AD	SOFIA	39,01	568	1 456	IT
26	BELOPITOV AD	SOFIA	38,75	773	1 995	TRADE
27	BRATYA PAUNOVI EOOD	BRESTOVITSA	38,47	427	1 110	TOURISM
28	CHASTEN TRANSPORTEN KOLEZH EOOD	SOFIA	38,06	255	670	SERVICES
29	BUSINESS IMOT CONSULT EAD	SOFIA	37,65	61	162	SERVICES
30	RESTORANTI I SPETSIALIZIRANI VAGONI AD	SOFIA	37,57	136	362	SERVICES
31	AES MARITSA IZTKO à EOOD	GALABOVO	36,79	18 631	50 639	ENERGY AND OIL
32	TELEVIK BULGARIA OOD	TSARATSOVO	36,53	3 020	8 268	MACHINERY AND EQUIPMENT
33	KOMPAS INVEST AD	SOFIA	36,27	243	670	SERVICES
34	COMPANY FOR ENGINEERING AND DEVELOPMENT AD	MEZDRA	36,06	392	1 087	TRADE
35	TOP MAN EOOD	RUSE	36,00	3 961	11 004	SERVICES
36	AGENTSIA ZA SABIRANE NA VZEMANIA EAD	SOFIA	35,93	3 511	9 771	TRADE
37	ARTEKS ENGINEERING AD	SOFIA	35,85	10 267	28 642	CONSTRUCTION
38	VSESTRANNA KOOPERATSIYA EDINSTVO-BAHOVITSA	BAHOVITSA	35,77	645	1 803	FOOD PRODUCTS, BEVERAGES AND TOBACCO
39	PESHTOSTROI EOOD	STARA ZAGORA	35,76	6 065	16 959	CONSTRUCTION
40	MEZE EOOD	LEVUNOVO	35,76	1 716	4 799	FOOD PRODUCTS, BEVERAGES AND TOBACCO
41	HIDROREMONT IG OOD	VARNA	35,61	1 832	5 144	CONSTRUCTION
42	PIRGOSPLOD AD	BURGAS	35,05	388	1 107	TRADE
43	PANATSEIA-2001 SD	SOFIA	34,73	1 075	3 095	TRADE
44	ILSTROI OOD	VELIKO TARNOVO	34,51	1 256	3 639	SERVICES
45	ALEKSANDRA I MADLEN OOD	HASKOVO	34,50	797	2 310	TRADE
46	ET GRIMI - HYUSEIN HYUSEIN	PESHTERA	34,50	1 560	4 522	AGRICULTURE
47	MARVIK - LISOVO OOD	SOFIA	34,16	622	1 821	ENERGY AND OIL
48	AGRO POA INVEST AD	SLIVEN	34,02	1 701	5 000	SERVICES
49	HEWLETT PACKARD BULGARIA EOOD	SOFIA	33,79	7 176	21 239	MACHINERY AND EQUIPMENT
50	PPD BULGARIA EOOD	SOFIA	33,68	92 561	274 863	SERVICES

## 100 COMPANIES CLASSIFIED ON MAXIMUM VALUE OF PROFIT IN BGN ON 100 BGN SALES REVENUE IN 2015

Place	Name of company	City	Profit on 100 BGN sales revenue (Return of revenue, in BGN) 2015	Profit (Th. BGN) 2015	Sales revenue (Th. BGN) 2015	Branch
51	VERA STROY EOOD	SOFIA	33,44	3 598	10 759	TRADE
52	EN-TABAKO EOOD	BYALA SLATINA	33,43	772	2 309	AGRICULTURE
53	SELTIS OOD	VELIKO TARNOVO	33,38	225	674	IT
54	NOKIA SOLUTIONS AND NETWORKS EOOD	SOFIA	33,20	6 076	18 300	TRADE
55	ATOMENERGOREMONT AD	KOZLODUY	33,03	13 399	40 572	CONSTRUCTION
56	AUTO BAWARIA EOOD	SOFIA	32,59	3 212	9 856	TRADE
57	CERATIZIT BULGARIA AD	GABROVO	32,58	14 299	43 889	MACHINERY AND EQUIPMENT
58	KRUSHEVO AD	KRUSHOVO	32,22	1 355	4 206	TRADE
59	SIDORENKO HOLDING AD	BURGAS	32,15	334	1 039	TRADE
60	V T C AD	VARNA	32,09	1 865	5 811	SERVICES
61	BULGARKONSERV RUPITE OOD	RUPITE	32,06	1 603	5 000	FOOD PRODUCTS, BEVERAGES AND TOBACCO
62	SUPERABRAZIV EOOD	KRAN	32,00	6 394	19 980	TRADE
63	CLIMA CONTROL GRUP EOOD	SOFIA	31,98	826	2 583	TRADE
64	BPTM BOZHINOV I BOZHINOV OOD	SOFIA	31,72	945	2 979	SERVICES
65	YANK - 100 EOOD	VARNA	31,46	2 780	8 836	AGRICULTURE
66	CENTER OOD	PLEVEN	31,19	121	388	TOURISM
67	DUNDEE PRECIOUS METALS CHELOPECH EAD	CHELOPECH	31,10	88 256	283 772	MINNING
68	MEMTEKS EOOD	SOFIA	31,10	116	373	TRADE
69	IINDUSTRIAL SOFTWEAR AD	SOFIA	31,10	2 160	6 946	MACHINERY AND EQUIPMENT
70	BELAZ SOFIA EOOD	SOFIA	30,72	12 070	39 285	TRANSPORT
71	PRIMAVET - SOFIA OOD	SOFIA	30,64	740	2 415	TRADE
72	LEGA INTERCONSULT - PENKOV, MARKOV AND PARTNERS AD	SOFIA	30,61	262	856	SERVICES
73	INTERLEKS CONSULT OOD	SOFIA	30,09	65	216	SERVICES
74	ANIKA - 75 EOOD	HASKOVO	30,09	167	555	TRADE
75	ET VIYALISHKI-90 - ANTON PENCHEV	SOKOLARE	30,08	1 042	3 464	TRANSPORT
76	MODEA-S EOOD	VELIKO TARNOVO	30,01	506	1 686	TRADE
77	DIAMAND 06 EOOD	KARDZHALI	29,83	733	2 457	TEXTILE
78	KARASULIS - BG OOD	BLAGOEVGRAD	29,78	1 365	4 584	TRANSPORT
79	KRISTINA 92 EOOD	VARNA	29,35	1 040	3 543	SERVICES
80	CALL FACTORY EOOD	SOFIA	29,30	896	3 058	SERVICES
81	IT INDUSTRIAL TECHNOLOGIES OOD	GERMAN	29,04	1 869	6 435	IT
82	BALKANTEL OOD	SOFIA	29,04	8 661	29 829	MACHINERY AND EQUIPMENT
83	ART ENGINEERING EOOD	VRATSA	28,89	39	135	CONSTRUCTION
84	BRAVO AD	KOLAROVO	28,63	1 190	4 157	TRADE
85	TRANSKAPITAL EOOD	SOFIA	28,61	5 451	19 052	TRANSPORT
86	SOFIA LOGISTIC AND TRADE EOOD	SOFIA	28,60	765	2 675	TRANSPORT
87	IBM GLOBAL DELIVERY CENTER EOOD	SOFIA	28,34	2 006	7 078	SERVICES
88	BALDIM-FEDERN OOD	APRILTSI	28,19	1 407	4 991	TRADE
89	AGRO SANTIYA OOD	SOFIA	28,11	2 712	9 648	AGRICULTURE
90	STOR BASE AD	SOFIA	27,80	72	259	SERVICES
91	GOLDEN WAVE EOOD	VELIKO TARNOVO	27,78	95	342	TRADE
92	RUEN MACHINERY EOOD	SOFIA	27,63	3 659	13 245	TRADE
93	GYUCHMEN TIDZHARET EOOD	KARDZHALI	27,62	79	286	SERVICES
94	KANTILENA EOOD	SOFIA	27,62	527	1 908	TRADE
95	BULGARIA IENGINEERING EAD	SOFIA	27,55	378	1 372	SERVICES
96	KONTROL - GUNEV I YANEV OOD	SOFIA	27,52	139	505	CONSTRUCTION
97	TUNDZHA TURIST 2004 AD	YAMBOL	27,06	141	521	SERVICES
98	TEKLAS BULGARIA OOD	KARDZHALI	26,97	50 125	185 860	CHEMICAL PRODUCTS
99	TITAN BKS OOD	SHUMEN	26,77	1 419	5 300	TRANSPORT
100	CANOPUS PROCESSING EOOD	VARNA	26,77	125	467	TRADE

## 50 COMPANIES CLASSIFIED ON THE ALTERATION OF PROFIT 2015/2014

Place	Name of company	City	Alteration of profit (%) 2015/2014	Profit (Th. BGN) 2015	Profit (Th. BGN) 2014	Sales revenue (Th. BGN) 2015	Branch
1	PORSCHE INTER AUTO BG EOOD	SOFIA	2620%	1 523	56	136 458	TRADE
2	PATPERFEKT-T EAD	SILISTRA	1855%	6 296	322	28 336	CONSTRUCTION
3	BULGARTABAC - HOLDING AD	SOFIA	1792%	32 776	1 732	61 861	TRADE
4	PIRINSTROIENGINEERING EAD	BLAGOEVGRAD	1000%	3 587	326	18 249	CONSTRUCTION
5	RUVEV AD	SOFIA	983%	3 865	357	16 015	TRADE
6	IBM GLOBAL DELIVERY CENTER EOOD	SOFIA	973%	2 006	187	7 078	SERVICES
7	MAT OOD	RAZGRAD	968%	758	71	5 374	METALLURGY
8	TURK TELEKOM INTERNATIONAL BG EOOD	SOFIA	916%	1 951	192	7 804	SERVICES
9	PIERIK GRUP EOOD	GOTSE DELCHEV	872%	1 060	109	4 210	TEXTILE
10	LAKTIMA EAD	SOFIA	833%	588	63	10 711	FOOD PRODUCTS, BEVERAGES AND TOBACCO
11	VILA YAMBOL EAD	YAMBOL	805%	3 673	406	26 382	FOOD PRODUCTS, BEVERAGES AND TOBACCO
12	ORGACHIM AD	RUSE	791%	1 604	180	56 709	TRADE
13	KAOLIN EAD	SENOVO	763%	15 698	1 820	152 949	CHEMICAL PRODUCTS
14	BOLIARKA VT AD	VELIKO TARNOVO	719%	549	67	20 129	FOOD PRODUCTS, BEVERAGES AND TOBACCO
15	BULGARKONSERV RUPITE OOD	RUPITE	718%	1 603	196	5 000	FOOD PRODUCTS, BEVERAGES AND TOBACCO
16	KONTRAGENT 35 EOOD	STARA ZAGORA	700%	4 558	570	17 769	TRADE
17	EURO FERT AD	DIMITROVGRAD	696%	1 878	236	131 094	TRADE
18	ALFA ENERGY KA AD	SOFIA	616%	1 346	188	7 220	TRADE
19	REZBONAREZNI INSTRUMENTI GABROVO EOOD	GABROVO	573%	720	107	15 436	MACHINERY AND EQUIPMENT
20	PROGRAMNI PRODUKTI I SISTEMI AD	SOFIA	568%	568	85	1 456	IT
21	KOFRAZHNA TEHNIKA AD	PLOVDIV	564%	372	56	3 894	MACHINERY AND EQUIPMENT
22	E.MIROGLIO EAD	SLIVEN	554%	1 773	271	219 131	TEXTILE
23	NOVA BROADCASTING GROUP AD	SOFIA	549%	9 248	1 425	128 873	SERVICES
24	ARTEKS ENGINEERING AD	SOFIA	544%	10 267	1 595	28 642	CONSTRUCTION
25	SANTA MARINA AD	SOFIA	522%	616	99	6 087	CONSTRUCTION
26	PLASTCHIM-T AD	TERVEL	502%	12 707	2 111	206 138	CHEMICAL PRODUCTS
27	DAMASCENA EOOD	SKOBELEVO	498%	12 865	2 150	18 764	CHEMICAL PRODUCTS
28	KOLEDZHNIKOV EOOD	VARNA	494%	303	51	2 811	TRADE
29	TETS - BOBOV DOL EAD	GOLEMO SELO	485%	1 673	286	143 378	ENERGY AND OIL
30	ET NUNKI-M. HANDZHIEV	RUSE	459%	699	125	13 773	TRANSPORT
31	TRANSVAGON AD	BURGAS	446%	3 106	569	65 771	TRADE
32	BARAZH GRUP EOOD	SOFIA	443%	944	174	24 380	CONSTRUCTION
33	VODNO STROITELSTVO - BLAGOEVGRAD AD	BLAGOEVGRAD	432%	367	69	11 295	CONSTRUCTION
34	WATERBILD EOOD	KYUSTENDIL	418%	544	105	1 155	CONSTRUCTION
35	HOLCIM KARIERNI MATERIALI AD	SOFIA	409%	1 588	312	9 338	MINNING
36	ZMM POBEDA AD	SLIVEN	405%	909	180	9 156	MACHINERY AND EQUIPMENT
37	ROSA AD	POPOVO	403%	4 568	909	75 035	FOOD PRODUCTS, BEVERAGES AND TOBACCO
38	INOVEX MACHINERY EOOD	SOFIA	389%	787	161	12 587	TRADE
39	AIKO MULTI CONSEPT OOD	SOFIA	379%	1 461	305	54 478	TRADE
40	DAISY TECH EOOD	SOFIA	379%	1 178	246	9 053	MACHINERY AND EQUIPMENT
41	BRAMAC POKRIVNI SISTEMI EOOD	SILISTRA	373%	1 612	341	16 920	CONSTRUCTION
42	VINARSKA IZBA KHAN KRUM AD	KHAN KRUM	359%	363	79	3 023	FOOD PRODUCTS, BEVERAGES AND TOBACCO
43	JUPITER METAL OOD	PLOVDIV	341%	260	59	4 566	CONSTRUCTION
44	GEORGIEV I KO OOD	PLEVEN	339%	426	97	8 501	TEXTILE
45	FORMULA - 2 EOOD	BURGAS	334%	1 012	233	13 140	TRADE
46	BIOSISTEM-23 OOD	ELIN PELIN	331%	220	51	1 487	CONSTRUCTION
47	HAYLIT+ VYORNER BAU OOD	SOFIA	328%	14 845	3 470	288 583	CONSTRUCTION
48	STIMA OOD	VELIKO TARNOVO	321%	320	76	7 446	CONSTRUCTION
49	TVM OOD	SHUMEN	321%	964	229	15 362	TRADE
50	INTRAMA INVEST EOOD	DOBRICH	315%	224	54	17 332	TRADE



BULGARIAN CHAMBER OF COMMERCE AND INDUSTRY

## DEPARTMENT ECONOMIC ANALYSES AND POLICY

### The department prepares:

#### ■ References about the financial results of a company or a group of companies

The information includes: assets, shareholders equity, profit/loss, loans received, payables, net sales revenue, revenue, operating activities expenses, taxes. The references are prepared in a spreadsheet in Excel.

#### ■ Economic analysis by sectors

The research and the data are based on the official statistics, BNB and the data from the financial statements of the companies.

#### ■ Business research inquiries and analyses

Conducting business research inquiries at a request of the customer and performing business analyses;

#### Contact details:

Alexander Dimitrov, Olga Chugunskia

Tel.: +359 2 8117 410, +359 2 8117 411

Fax: +359 2 987 32 09

E-mail: ikontr@bccibg; ikan@bccibg



BULGARIAN CHAMBER OF COMMERCE AND INDUSTRY

## TRADE REGISTER AND MEMBERSHIP DIRECTORATE

### 1. Trade Register Services

- Registration in the Unified voluntary trade register of the BCCI
- Registration of Trade Representation Offices of Foreign Persons
- Maintenance and updating of the information on file subject to registration
- Issuing of certificates and references from the Trade Register
- Providing of oral and written references from the Unified voluntary trade register.

### 2. Membership with BCCI

### 3. Issuing and validation of documents

- Certificates of origin of goods
- Validation of signatures on foreign trade documents
- Assistance for validation of invitation-declarations for business trips of foreigners to the Republic of Bulgaria.

### 4. Issuance of Force-Majeure Certificates

### 5. Assistance for providing Information for foreign companies

### 6. Issuance and validation of ATA Carnets

### 7. Excellent SME certificate (jointly with Coface Bulgaria)

### 8. General Average Adjusters' Office

### 9. Relations with Regional Chambers (RCCI)

### 10. Relations with Branch Organizations

Zdravka Georgieva, Director

Tel.: (+359 2) 987 88 84, 8117 476

Fax: (+359 2) 987 32 09

E-mail: tradereg@bccibg; z.georgieva@bccibg

**TOP 10X6 COMPANIES CLASSIFIED ON MAXIMUM VALUE OF SALES REVENUE AND PROFIT FOR 2015 INTO NATIONAL PLANNING REGIONS**

**NORTHWEST REGION**

**DISTRICTS: VIDIN, VRATSA, LOVECH, MONTANA, PLEVEN**

Place	Name of company	City	Sales revenue (Th. BGN) 2015
1	OLIVA AD	KNEZHA	377 591
2	MESOKOMBINAT - LOVECH AD	LOVECH	132 315
3	KROS OOD	MONTANA	114 256
4	PALFINGER PRODUKTIONSTECHNIK BULGARIA EOOD	CHERVEN BRIAG	114 083
5	KALINEL EOOD	TROYAN	94 333
6	HOLCIM BULGARIA AD	BELI IZVOR	80 678
7	ZLATNA PANEGA TSIMENT AD	ZLATNA PANEGA	80 635
8	ZARNENI HRANI - DM EOOD	DOLNA MITROPOLIA	64 194
9	AGRICOLA BULGARIA EAD	PLEVEN	57 058
10	WELDE BULGARIA AD	TROYAN	53 800

**NORTHEAST REGION**

**DISTRICTS: VARNA, DOBRICH, TARGOVISHTA, SHUMEN**

Place	Name of company	City	Sales revenue (Th. BGN) 2015
1	AGROPOLYCHIM AD	DEVNIA	546 252
2	TRAKYA GLASS BULGARIA EAD	TARGOVISHTA	443 580
3	SOLVAY SODI AD	DEVNIA	429 900
4	AFER BULGARIA EOOD	DEVNIA	372 745
5	ALKOMET AD	SHUMEN	326 950
6	PLASTCHIM-T AD	TERVEL	206 138
7	FICOSOTA OOD	SHUMEN	164 568
8	AGRIA GRUP HOLDING AD	VARNA	136 725
9	DEVEN AD	DEVNIA	132 856
10	KRISTERA AD	POPOVO	131 033

**NORTH CENTRAL REGION**

**DISTRICTS: VELIKO TARNOVO, GABROVO, RAZGRAD, RUSE, SILISTRA**

Place	Name of company	City	Sales revenue (Th. BGN) 2015
1	IDEAL STANDART VIDIMA AD	GABROVO	365 566
2	AMILUM BULGARIA EAD	RAZGRAD	291 966
3	MONTUPET EOOD	RUSE	222 124
4	POLISAN AD	RUSE	206 202
5	BALDZHIEVI-91 OOD	GABROVO	181 998
6	POLYCOMP EOOD	GABROVO	174 046
7	KAOLIN EAD	SENOVO	152 949
8	ZAHARNI ZAVODI AD	VELIKO TARNOVO	135 198
9	PILKO EOOD	RAZGRAD	133 826
10	MANEKS EOOD	SILISTRA	125 662

**SOUTHWEST REGION**

**DISTRICTS: SOFIA, SOFIA - DISTRICT, BLAGOEVGRAD, KYIUSTENDIL, PERNIK**

Place	Name of company	City	Sales revenue (Th. BGN) 2015
1	AURUBIS BULGARIA AD	PIRDOP	4 177 788
2	OMV BULGARIA OOD	SOFIA	1 014 875
3	SAKSA OOD	DOLNA BANYA	933 948
4	BULGARIAN TELECOMMUNICATIONS COMPANY EAD	SOFIA	822 558
5	METRO CASH AND CARRY-BULGARIA EOOD	SOFIA	707 399
6	MOBILTEL EAD	SOFIA	682 940
7	TELENOR BULGARIA EAD	SOFIA	642 327
8	LIDL BULGARIA EOOD AND KO KD	RAVNO POLE	641 851
9	EKO BULGARIA EAD	SOFIA	641 286
10	ORBIKO BULGARIA EOOD	SOFIA	575 038

## TOP 10X6 COMPANIES CLASSIFIED ON MAXIMUM VALUE OF SALES REVENUE AND PROFIT FOR 2015 INTO NATIONAL PLANNING REGIONS

### SOUTHEAST REGION

DISTRICTS: BURGAS, SLIVEN, STARA ZAGORA, YAMBOL

Place	Name of company	City	Sales revenue (Th. BGN) 2015
1	SEVAN OOD	BURGAS	348 451
2	YAZAKI BULGARIA EOOD	YAMBOL	289 687
3	PAPAS-OLIO AD	YAMBOL	249 678
4	NAFTA TRADING AD	BURGAS	234 677
5	E.MIROGLIO EAD	SLIVEN	219 131
6	SE BORDNETZE - BULGARIA EOOD	KARNOBAT	198 002
7	ZARA-E OOD	STARA ZAGORA	169 723
8	ZAGORKA AD	STARA ZAGORA	158 735
9	RITAM 4 TB OOD	STARA ZAGORA	127 629
10	NURSAN OTOMOTIV EOOD	BURGAS	104 768

### SOUTH CENTRAL REGION

DISTRICTS: KARDZHALI, PAZARDZHIK, PLOVDIV, SMOLIAN, HASKOVO

Place	Name of company	City	Sales revenue (Th. BGN) 2015
1	ASAREL- MEDET AD	PANAGYURISHTE	397 904
2	LIEBHERR-HAUSGER&TE MARICA EOOD	RADINOVO	388 231
3	NEOCHIM AD	DIMITROVGRAD	285 123
4	HUS OOD	PLOVDIV	281 979
5	PIMK OOD	MARKOVO	229 250
6	BIOVET AD	PESHTERA	200 829
7	TEKLAS BULGARIA AD	KARDZHALI	185 860
8	MAGNA POWERTRAIN PLOVDIV EOOD	STRIAMA	178 349
9	MONDI STAMBOLYSKI EAD	STAMBOLYSKI	140 962
10	EURO FERT AD	DIMITROVGRAD	131 094

**Biser Oliva AD** - Stara Zagora, Bulgaria is one of the biggest refineries for high-quality sunflower oil in Bulgaria and the only in the country with the most modern system for extraction and pressing. The production capacity of the enterprise is 130 000 mt per year. The oil is offered in packings of 1, 2, 5 and 10L.

The company produce and oil **Biser Vital** enriched with Omega 3 fatty acids and vitamins A, D and E.

**Biser Oliva AD also offers and:**

- Sunflower Lecithin
- High protein sunflower meal
- Sunflower fatty acids



6000, Stara Zagora  
Industrial Zone  
tel. +359 42 600918  
fax +359 42 600382  
biser@biseroliva.bg  
www.biseroliva.bg



f Vilton  
www.vilton.com  
+ 359 46 663 120

### BULGARIAN CHAMBER OF COMMERCE AND INDUSTRY

The main purpose of this presentation is to review the processes of the Bulgarian economy. It should not be used for investment decisions, for the conclusion of agreements and decisions leading to financial consequences. The BCCI recommends the primary sources of information to be referred when necessary. The methodology of "TOP 100" includes only non-financial companies which have ended 2015 with profit and sales revenue of more than BGN 100 thousand in 2014. Additional condition for the ranking by alteration of profit is the requirement for the companies to have had a profit of more than BGN 50 thousand in 2014.

Compiled by: Olga Chugunska, Alexander Dimitrov  
Tel.: +359 2 8117 411/410; E-mail: ikan@bccibg, ikontr@bccibg



The Global Language of Business

Product catalogue -  
user-friendly platform for online data sharing


The import of product data in GS1 Bulgaria's  
catalogue allows you to have:

- Secure data base for consumer trade items and the allocated GTINs.
- Opportunity for online sharing of the information with trade partners and online stores.
- Better position of the products in web searches.
- Information about the product when scanning the barcode via the mobile app BG Barcode.

Learn more on [www.gs1bg.org](http://www.gs1bg.org).



Download BG Barcode for free



- Production of PET packaging for all applications of the bottling industry
- Production of caps and handles
- Production of technical plastic parts
- Injection molds and blow molds



# GOTMAR®

## CONTACTS:

📍 3 Shipka str.  
4190 Saedinenie, Bulgaria  
☎ +359 32 600 000  
☎ +359 32 600 018  
✉ [office@gotmar.com](mailto:office@gotmar.com)  
🌐 [www.gotmar.com](http://www.gotmar.com)





# dWare

Public administration

Universities and schools

Petrochemical industry

Production

Trade

The accountancy in a real time already 26 years.

[www.dWare.bg](http://www.dWare.bg)