

# International positioning of Argentine SMEs

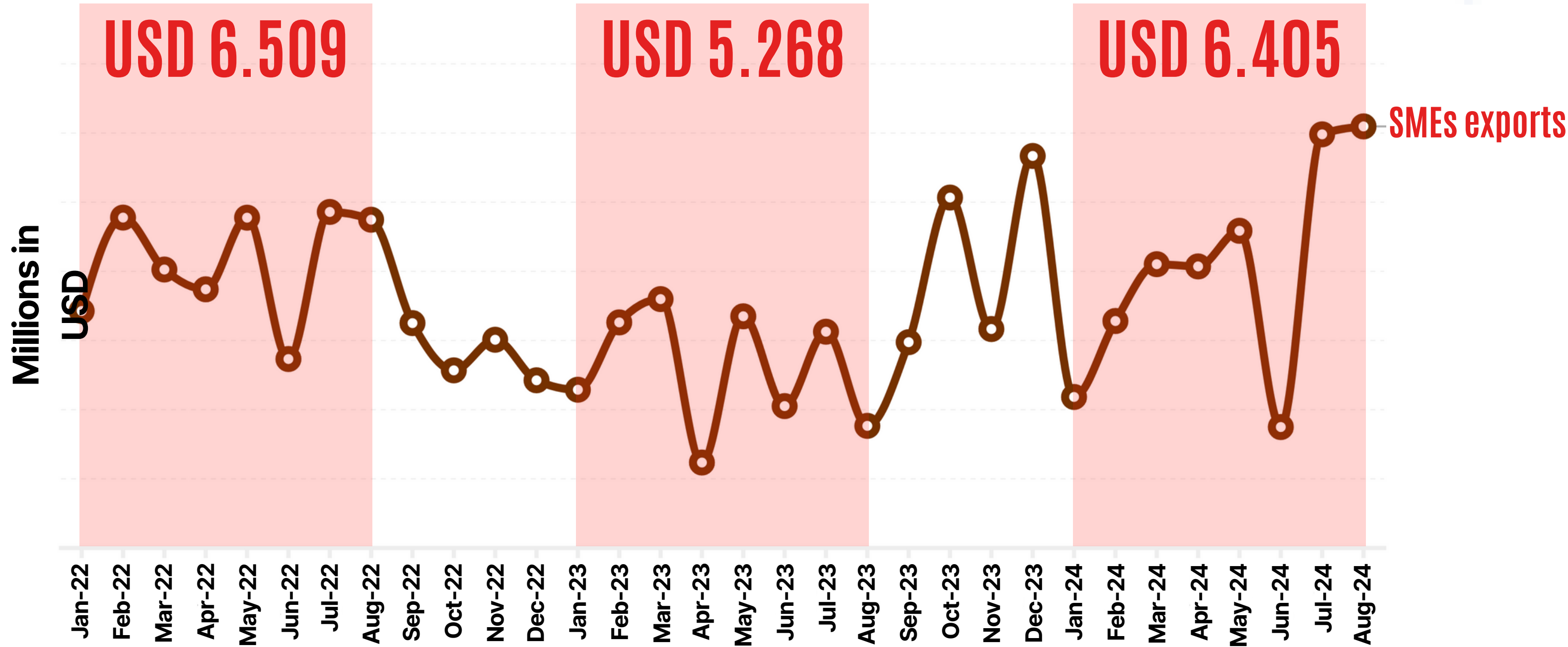
2022 - 2024 - (August)



# MEP - Exports



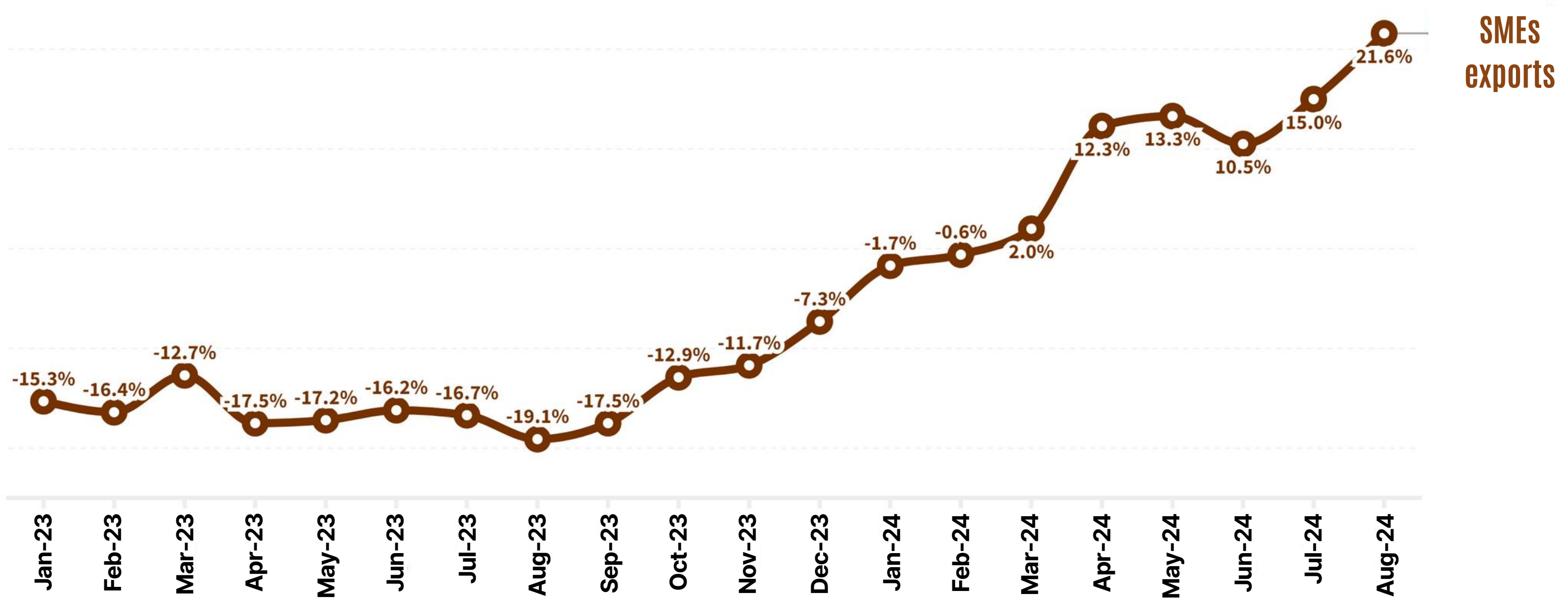
2022 - 2024 - (August)



# MEP - Annual growth rate



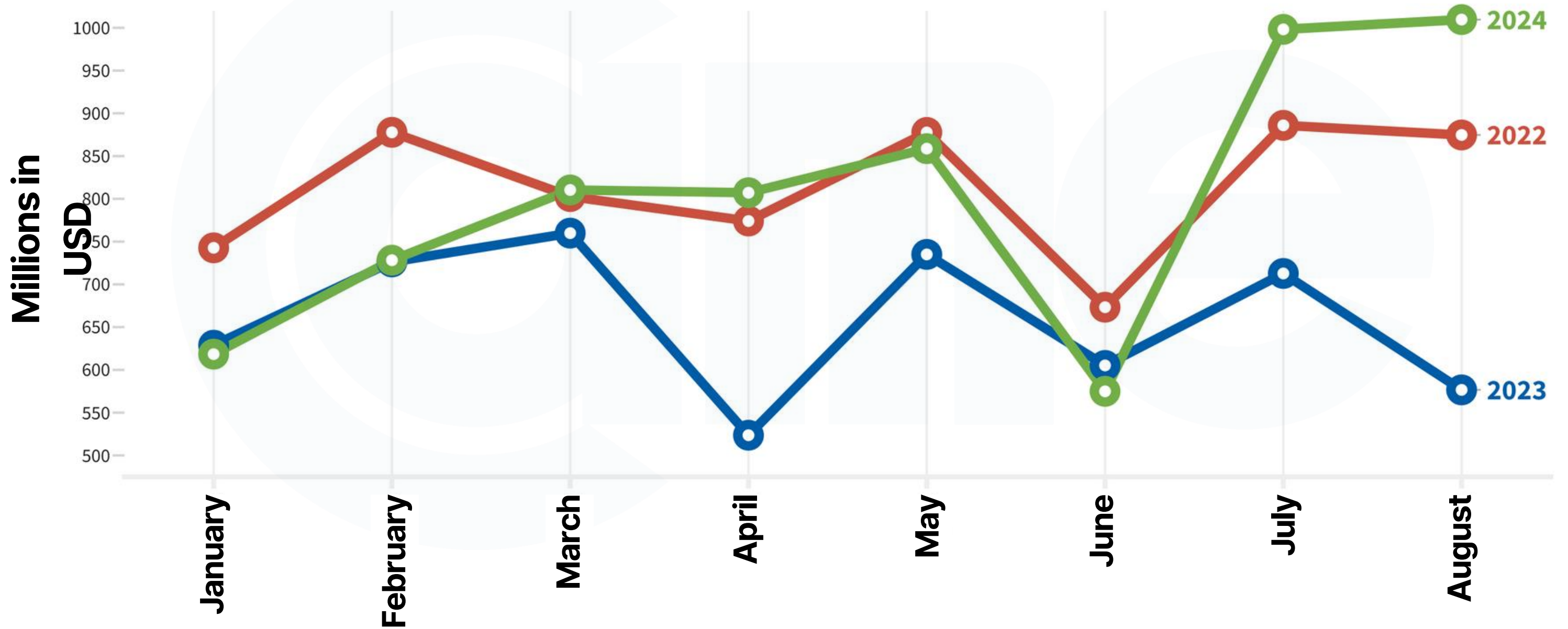
2023 - 2024 - (August)



SMEs exports

# MEP - Monthly

2022 - 2024 - (August)  
2022 - 2024 - (August)



# MEP - Main exporting sectors

2024 - (August)



Unprocessed food

**3.262,8**

MILLIONS USD

**+26,6**



Processed food

**1.266,7**

MILLIONS USD

**+19**



Chemicals

**553,6**

MILLIONS USD

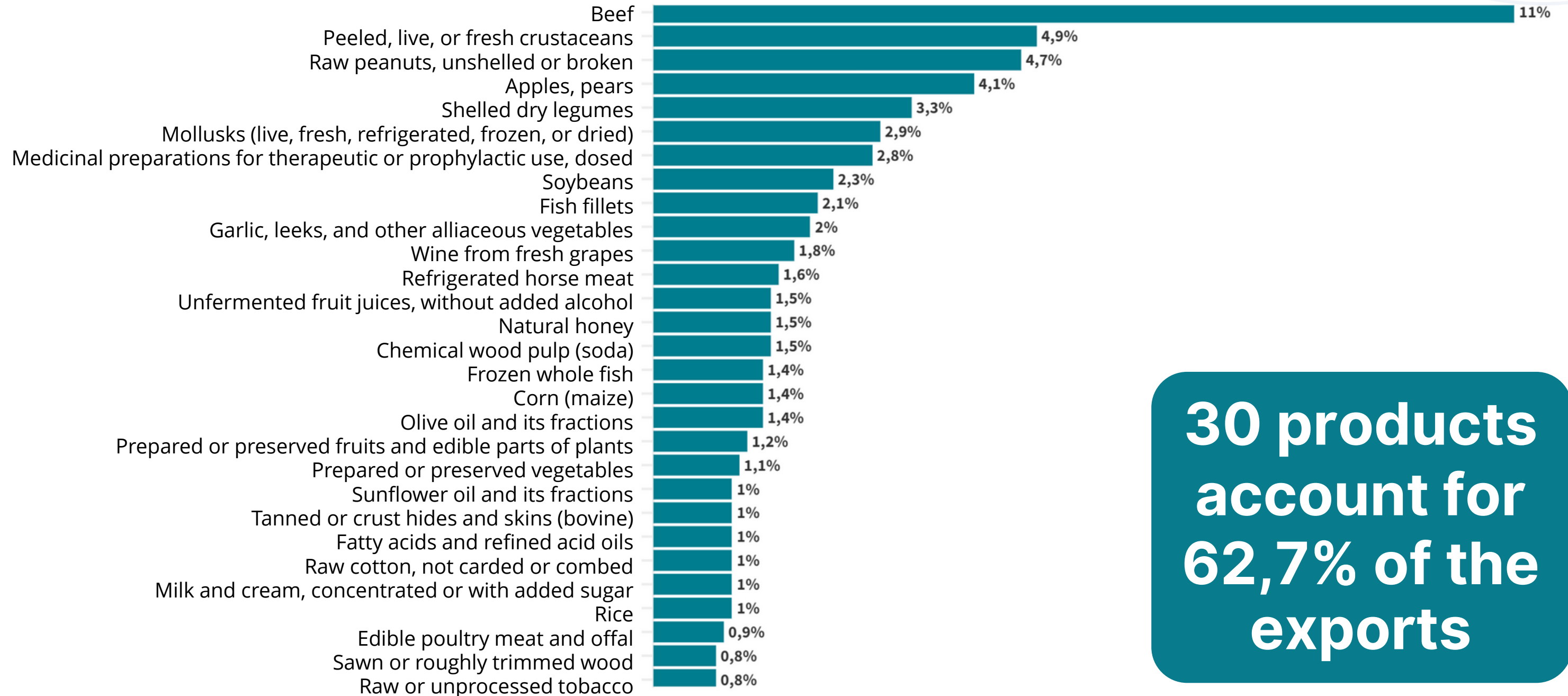
**+11,2**

**79,3%**

of exports are accounted for by these 3 sectors.

# MEP - Main traded products

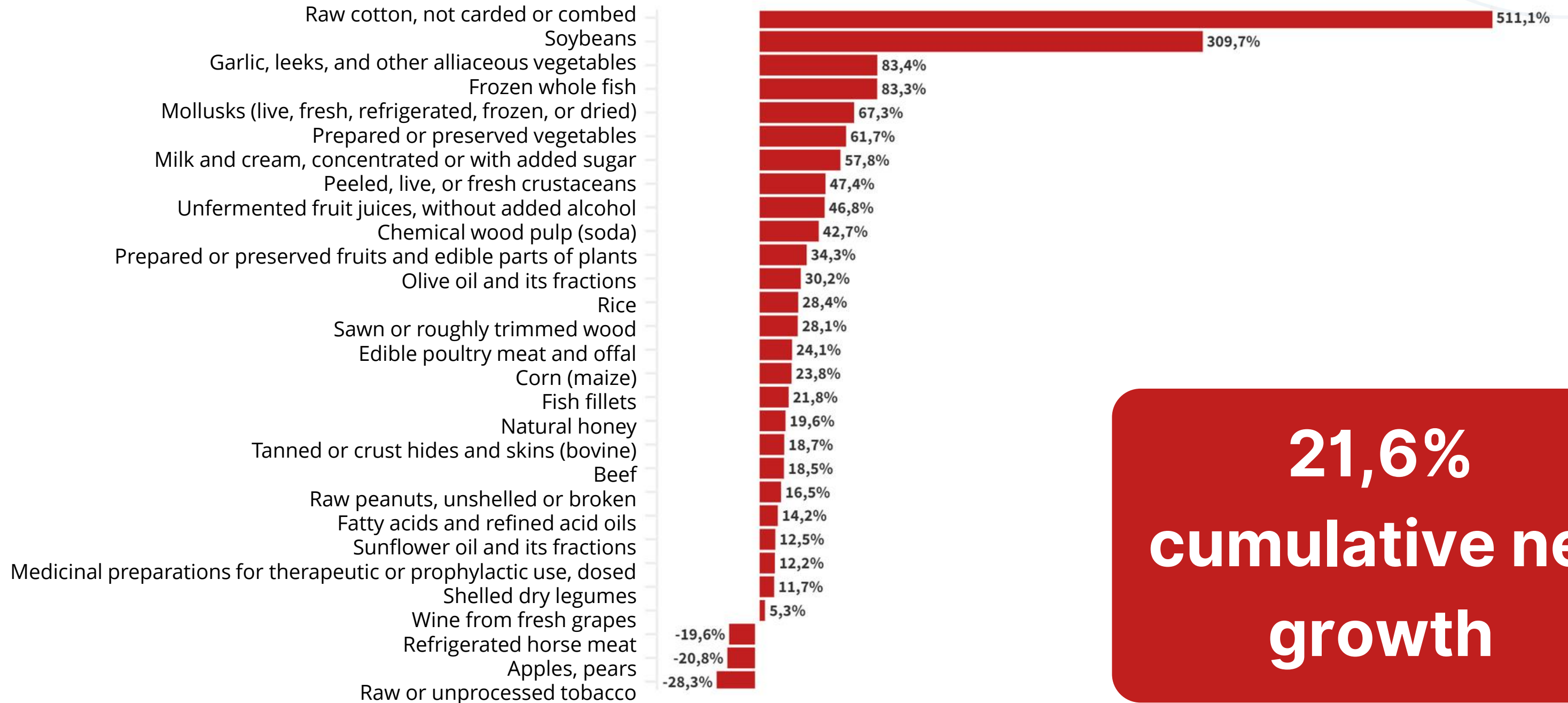
Share of total exports (2024) - (August)



**30 products  
account for  
62,7% of the  
exports**

# MEP - Main traded products

Annual growth rate (2023 - 2024) - (August)



**21,6%**  
**cumulative net growth**

# MEP - Trade by province

2024 - (August)

## NOA

Exports

**USD 406,2 M**

Annual growth rate

**+13,1%** ↑

## NEA

Exports

**USD 299.9 M**

Annual growth rate

**+44,5%** ↑

## Cuyo

Exports

**USD 326,4 M**

Annual growth rate

**+37,6%** ↑

## Centro

Exports

**USD 1.180,9 M**

Annual growth rate

**+16,1%** ↑

## Patagonia

Exports

**USD 430,9 M**

Annual growth rate

- ↓

**2,10%**

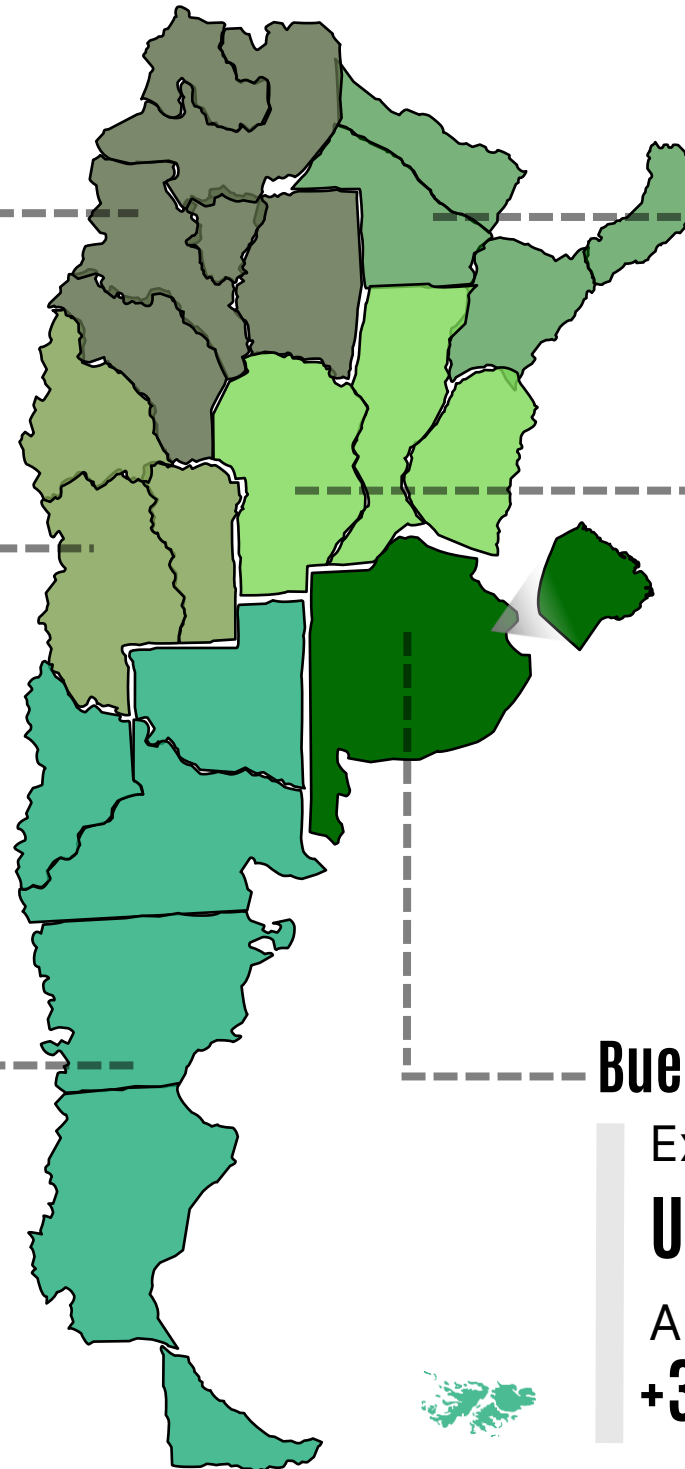
## Buenos Aires + CABA

Exports

**USD 3.761,2 M**

Annual growth rate

**+36%** ↑

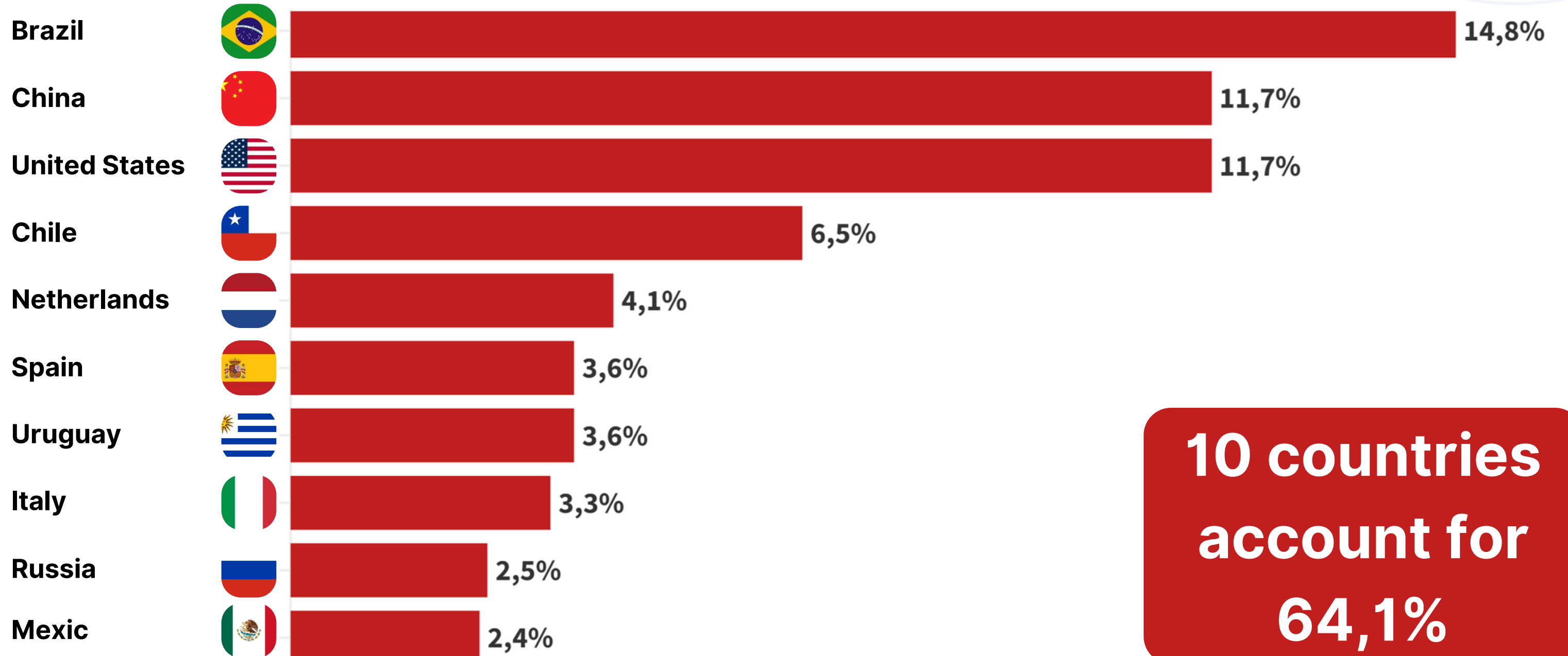




# MEP - Main destinations of Argentina's exports



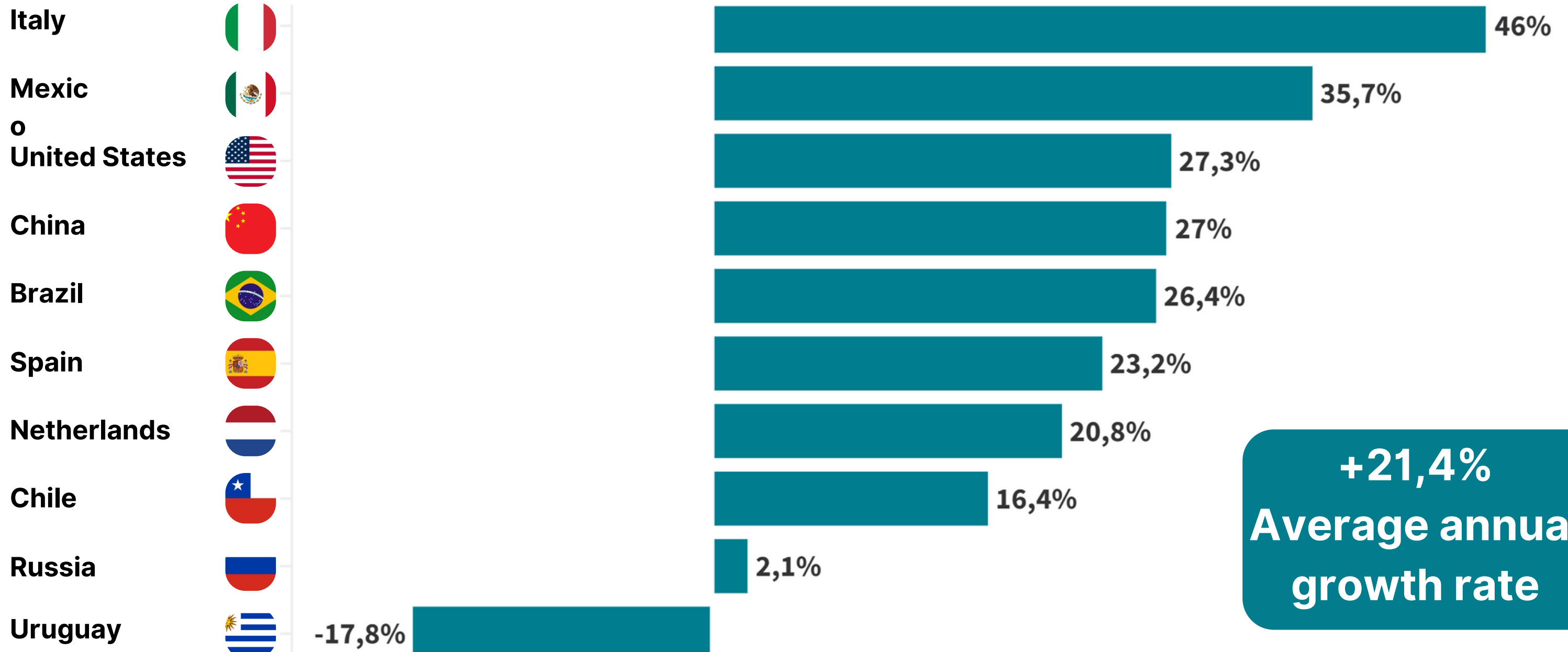
2024 - (August)



**10 countries  
account for  
64,1%**

# MEP - Argentina's main trading partners - exports annual growth rate

2024 - (August)



**+21,4%**  
**Average annual growth rate**

# MEP - Main trade blocs

2024 - (August)

## blocs

**65,1%**

**MERCOSUR**



**European Union**



**NAFTA**



**RCEP**



**Pacific Alliance**



**Exports (2024)**

**1.306 M**

**1.201 M**

**950 M**

**910 M**

**740 M**

**Share**

**16,7%**

**15,3%**

**12,1%**

**11,6%**

**9,4%**

**Annual growth rate**


**+13,6%**

**+21,9%**

**+27,2%**

**+26%**

**+19,2%**



# International positioning of Argentine SMEs

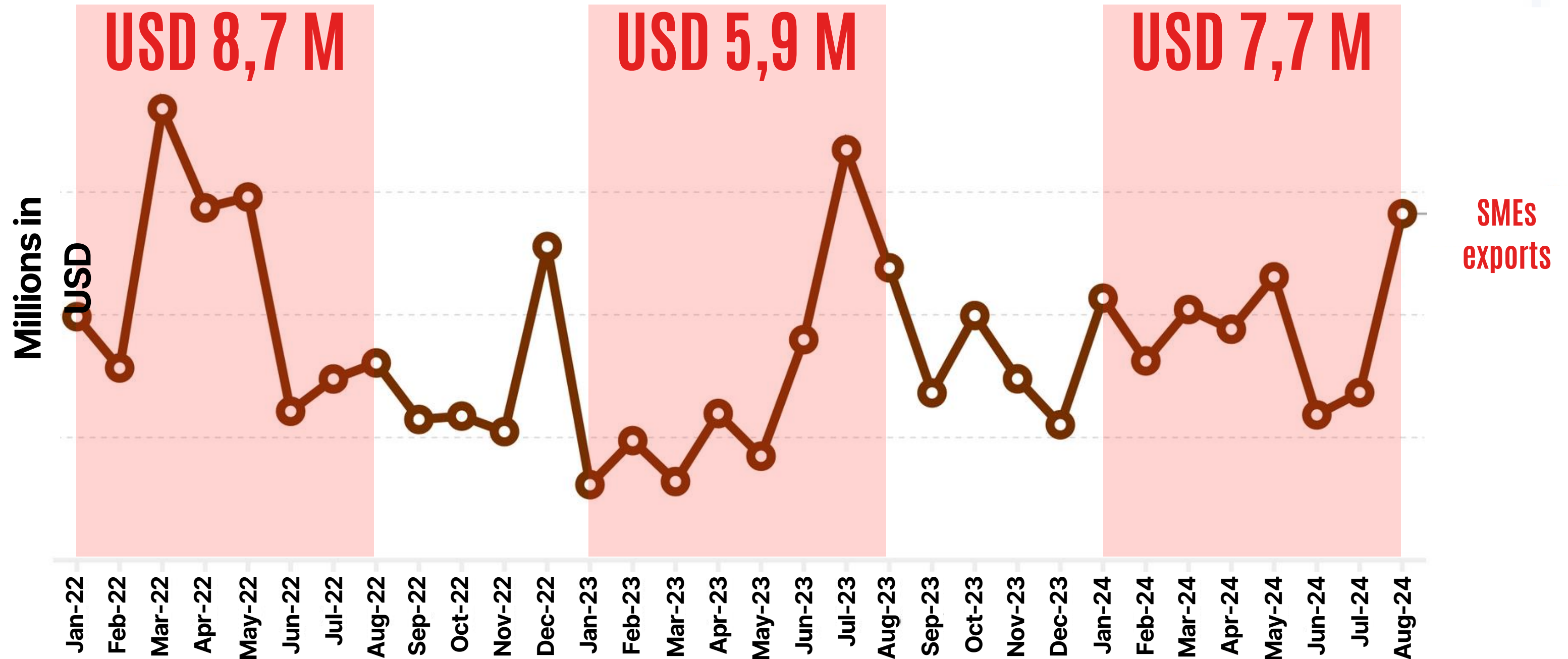

To Bulgaria

2022 - 2024 - (August)



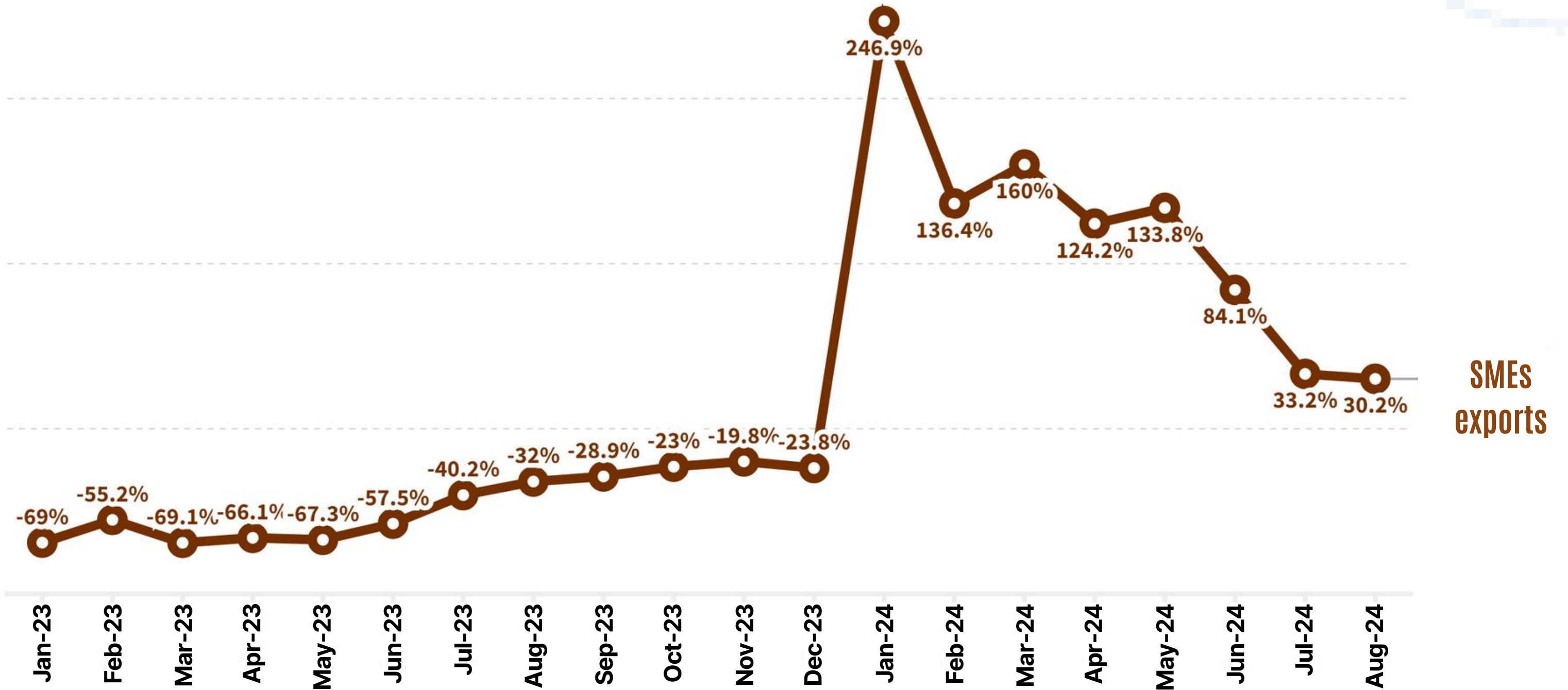
# MEP - Exports

2022 - 2024 - (August) to Bulgaria



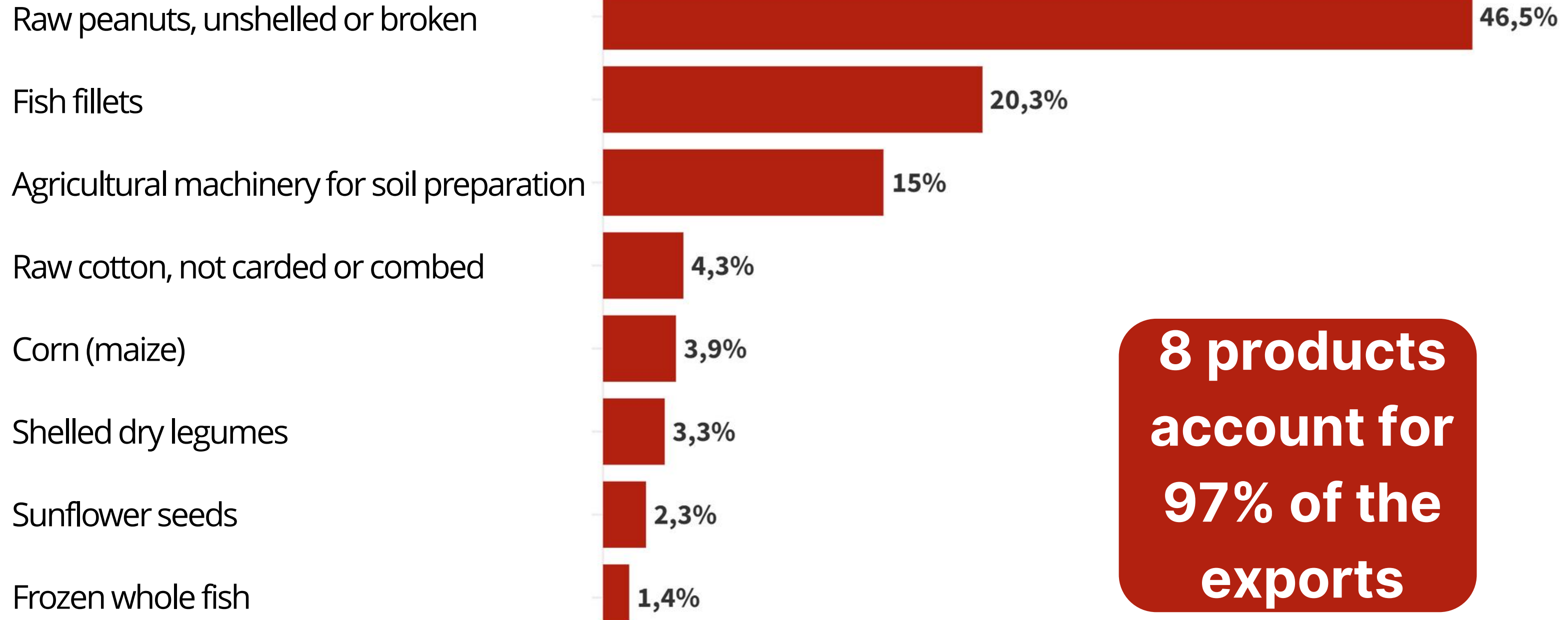

# MEP - Annual growth rate

2023 - 2024 - (August) to Bulgaria



# MEP - Main traded products


2024 - (August) to Bulgaria



**8 products  
account for  
97% of the  
exports**

# MEP - Exports, FOB prices

2024 - (August) to Bulgaria



Agricultural machinery for soil preparation

USD 11.694

Raw cotton, not carded or combed

USD 3.324

Fish fillets

USD 3.174

Raw peanuts, unshelled or broken

USD 1.661

Frozen whole fish

USD 1.328

Shelled dry legumes

USD 1.134

Sunflower seeds

USD 830

Corn (maize)

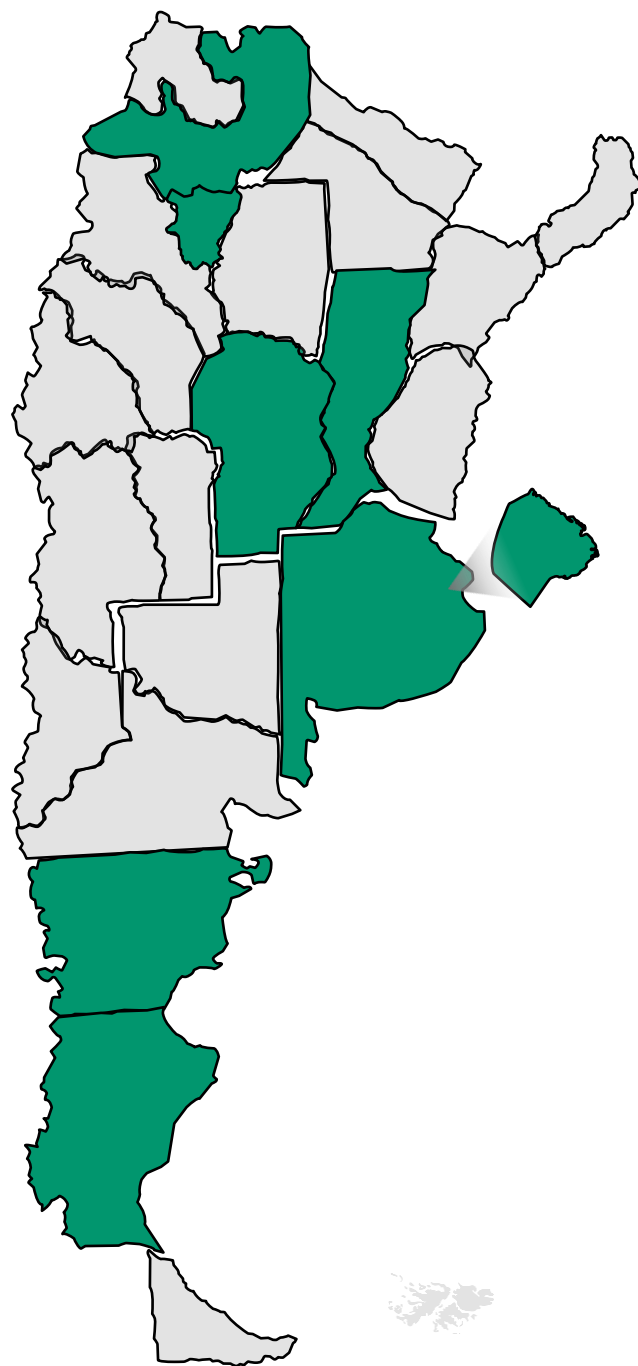

USD 658

**USD 2.975**  
**Average export**  
**price**




# MEP - Share by province (USD)

2024 - (August) to Bulgaria



Province	Share	Annual growth rate
CÓRDOBA	40,9%	20,1%
CABA	19,5%	51,2%
BUENOS AIRES	17,0%	-0,3%
SANTA FE	12,6%	35,7%
CHUBUT	5,1%	100,0%
SANTA CRUZ	2,9%	24,9%
SALTA	1,9%	78,7%
TUCUMÁN	0,2%	100,0%




# Exporting companies

To Bulgaria

2022 - 2024 - (August)




# MEP - Summary









- In the first 8 months of 2024, 40 SMEs companies exporting to Bulgaria were registered, of which 30 of them account for 98% of the exports.
- These SMEs distribute by province as following:

BUENOS AIRES	11
CÓRDOBA	10
CABA	8
SANTA FE	6
CHUBUT	2
SALTA	1
SANTA CRUZ	1
TUCUMÁN	1


# MEP - Directorio de empresas exportadoras









2024 - (August) to Bulgaria

Logo	Enterprise	Province	Exports (USD)	Product	CUIT
	GASTALDI HNOS S A I C F E I	CÓRDOBA	823.722	RAW PEANUTS, UNSHELLED OR BROKEN	30.539.081.086
	CENTRO TECNOLOGICO AGROPECUARIO S.R.L.	CÓRDOBA	816.590	RAW PEANUTS, UNSHELLED OR BROKEN	30.710.099.649
	ARG DE GRAAF S A	CABA	813.825	RAW PEANUTS, UNSHELLED OR BROKEN	33.693.298.569
	MARIO TANZI S.A.	SANTA FE	741.326	AGRICULTURAL MACHINERY FOR SOIL PREPARATION	30.619.760.294
	FRIGOSUR SOCIEDAD DERESPONSABILIDAD LIM	BUENOS AIRES	572.074	FISH FILLETS	30.640.535.039
	PIEROBON S A	CÓRDOBA	415.671	AGRICULTURAL MACHINERY FOR SOIL PREPARATION	30.503.698.184


# MEP - Directorio de empresas exportadoras









2024 - (August) to Bulgaria

Logo	Enterprise	Province	Exports (USD)	Product	CUIT
	INEGIRA S.A	CHUBUT	354.498	FISH FILLETS	30.715.854.836
	BELCUER S.R.L.	CABA	329.915	RAW COTTON, NOT CARDED OR COMBED	30.712.499.067
	DALNUT SA	CÓRDOBA	290.616	RAW PEANUTS, UNSHELLED OR BROKEN	30.716.390.582
	GRUPO CAVIGLIASSO SA	CÓRDOBA	265.253	RAW PEANUTS, UNSHELLED OR BROKEN	30.710.225.733
	AGROTECNOLOGIA Y SERVICIOS S A	CABA	243.913	RAW PEANUTS, UNSHELLED OR BROKEN	30.705.468.008
	LEMARC S.R.L.	CÓRDOBA	241.118	CORN (MAIZE)	30.707.162.380


# MEP - Directorio de empresas exportadoras









2024 - (August) to Bulgaria

Logo	Enterprise	Province	Exports (USD)	Product	CUIT
	VEPEZ S.A.	SANTA CRUZ	223.014	FISH FILLETS	30.711.960.097
	MANISEL S A	CÓRDOBA	198.200	RAW PEANUTS, UNSHELLED OR BROKEN	30.669.413.854
	PESCASOL S A	BUENOS AIRES	194.393	FISH FILLETS	30.681.420.696
	ARGENSUN SOCIEDAD ANONIMA	BUENOS AIRES	154.122	FISH FILLETS	30.640.783.199
	MUSA S.A.S.	SALTA	146.194	SHELLED DRY LEGUMES	30.716.674.696
	JEWELL ESPECIALIDADES SA	SANTA FE	92.500	SHELLED DRY LEGUMES	30.709.689.726


# MEP - Directorio de empresas exportadoras









2024 - (August) to Bulgaria

Logo	Enterprise	Province	Exports (USD)	Product	CUIT
	CABO DOS BAHIAS	BUENOS AIRES	89.120	FISH FILLETS	30.716.022.451
	FISHING GROUND MDQ S.R.L.	BUENOS AIRES	80.850	FISH FILLETS	33.715.582.339
	GRUPO CKOOS SRL	CÓRDOBA	75.000	RAW PEANUTS, UNSHELLED OR BROKEN	30.707.060.871
	INDUSTRIAS SANTA MARIA DEL MAR S R L	BUENOS AIRES	74.952	FISH FILLETS	30.707.892.796
	INDUSTRIAS METALURGICAS CESTARI S R L	BUENOS AIRES	44.000	TRAILERS AND SEMI-TRAILERS FOR ANY VEHICLE	30.501.986.301
	RICHIGER MAQUINARIAS S.A.	SANTA FE	40.825	MACHINES AND APPLIANCES FOR AGRICULTURE, HORTICULTURE, AND SILVICULTURE	30.710.508.816

# MEP - Directorio de empresas exportadoras



2024 - (August) to Bulgaria

Logo	Enterprise	Province	Exports (USD)	Product	CUIT
	VENUS PESQUERA SOCIEDAD DE RESPONSABILIDAD	BUENOS AIRES	39.750	FROZEN WHOLE FISH	30.685.588.826
	COMERCIALIZADORA INTERIOR DE LA PATAGONI	CHUBUT	38.160	FROZEN WHOLE FISH	30.710.892.624
	SOUTHERN SEEDS PRODUCTION S.A.	CABA	37.604	CORN (MAIZE)	30.708.026.669
	SERVICIOS AGROPECUARIOS S R L	SANTA FE	34.650	MEAL OF OLEAGINOUS SEEDS AND FRUITS	30.674.578.217
	ALICAMPO S.R.L.	BUENOS AIRES	33.648	CORN (MAIZE)	33.708.110.049
	ALBERTO L MARCHIONNI SA	SANTA FE	33.320	CORN (MAIZE)	30.689.473.500



**@ame**

**X @EstadisticaCame**